¿Se emplea con rigor científico la terminología ecológica en las publicaciones sobre la transmisión trófica de patógenos?

GONZÁLVEZ, Moisés; MOLEÓN, Marcos; MARTÍNEZ-CARRASCO, Carlos

INTRODUCCIÓN

MATERIAL Y MÉTODOS

RESULTADOS

DISCUSIÓN

CONCLUSIONES

Ciencia basada en…

Pullin *et al*., 2004

Ciencia basada en…

Revisión bibliográfica
contrastadas

Pullin *et al*., 2004

Ciencia basada en…

Evidencias elaboradas
con rigor científico

Revisión bibliográfica
contrastadas

Pullin *et al*., 2004

Ciencia basada en…

Evidencias elaboradas con rigor científico

Revisión bibliográfica contrastadas

Colaboración entre disciplinas

Pullin *et al*., 2004

Ciencia basada en…

- Revisión bibliográfica contrastadas
- Evidencias elaboradas con rigor científico
- Colaboración entre disciplinas
- Resultados sólidos

Pullin *et al.*, 2004

Ciencia basada en…

- Revisión bibliográfica contrastadas
- Evidencias elaboradas con rigor científico
- Colaboración entre disciplinas
- Resultados sólidos
- Discusión rigurosa

Pullin *et al.*, 2004

Ciencia basada en…

- Revisión bibliográfica contrastadas
- Evidencias elaboradas con rigor científico
- Colaboración entre disciplinas
- Resultados sólidos
- Discusión rigurosa

Pullin *et al.*, 2004

Rigor científico

Transmisión de patógenos por consumo de carne en fauna silvestre

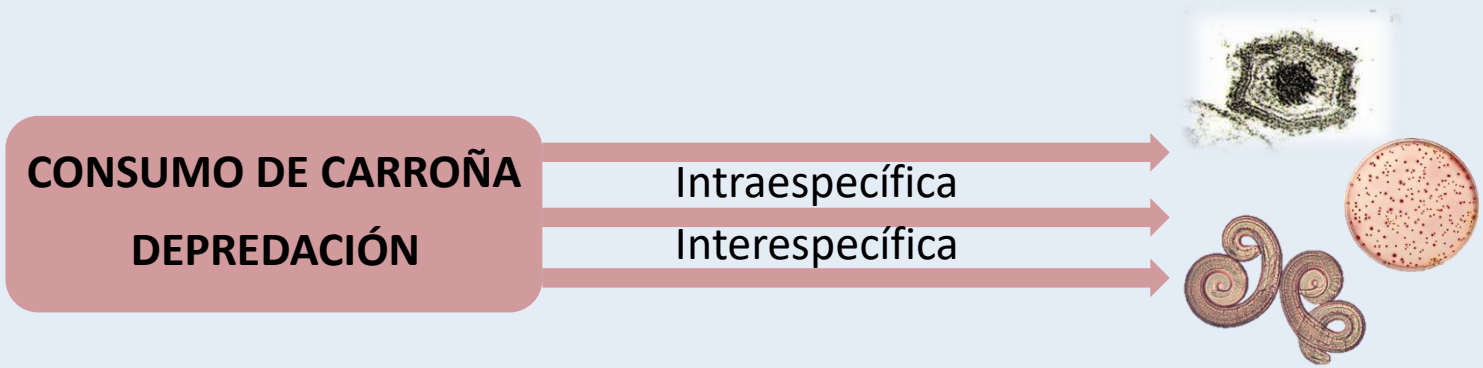

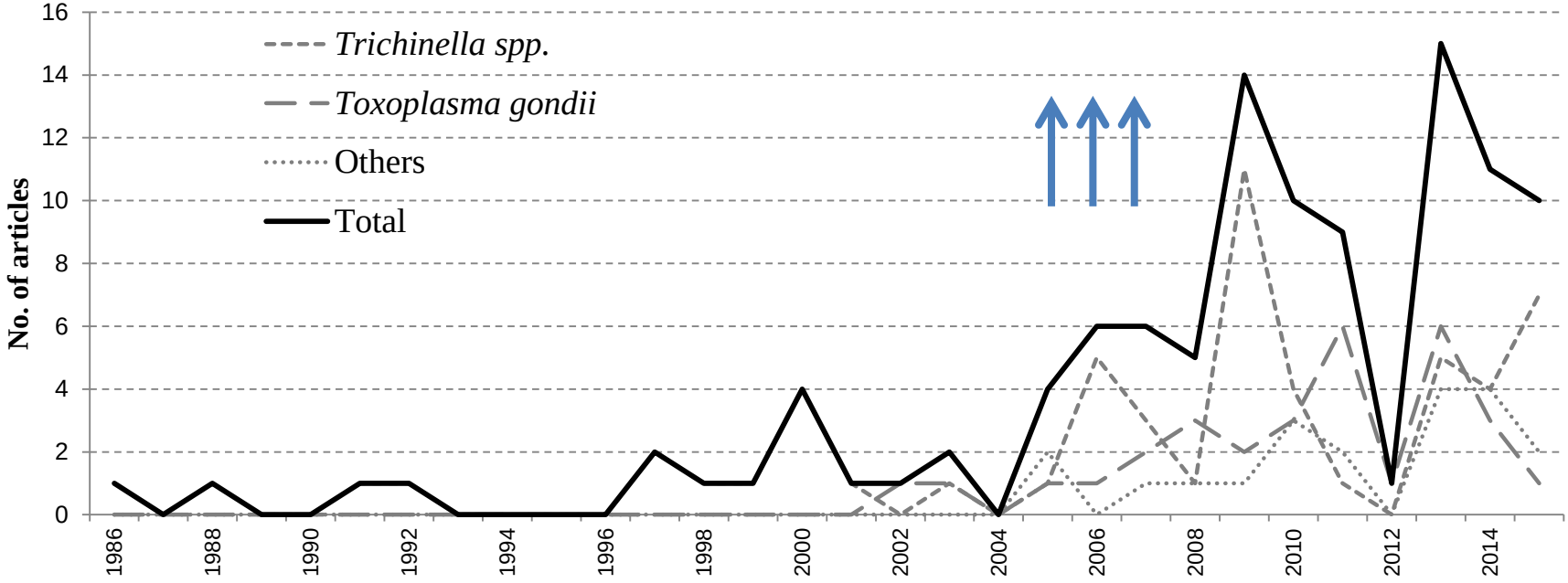

Terminología ecológica

- CONSUMO DE CARNE
  - DEPREDACIÓN
    - INTRAESPECÍFICA O CANIBALISMO
    - INTERESPECÍFICA
  - CONSUMO DE CARROÑA
    - INTRAESPECÍFICA O CANIBALISMO
    - INTERESPECÍFICA

Colaboraciones entre disciplinas

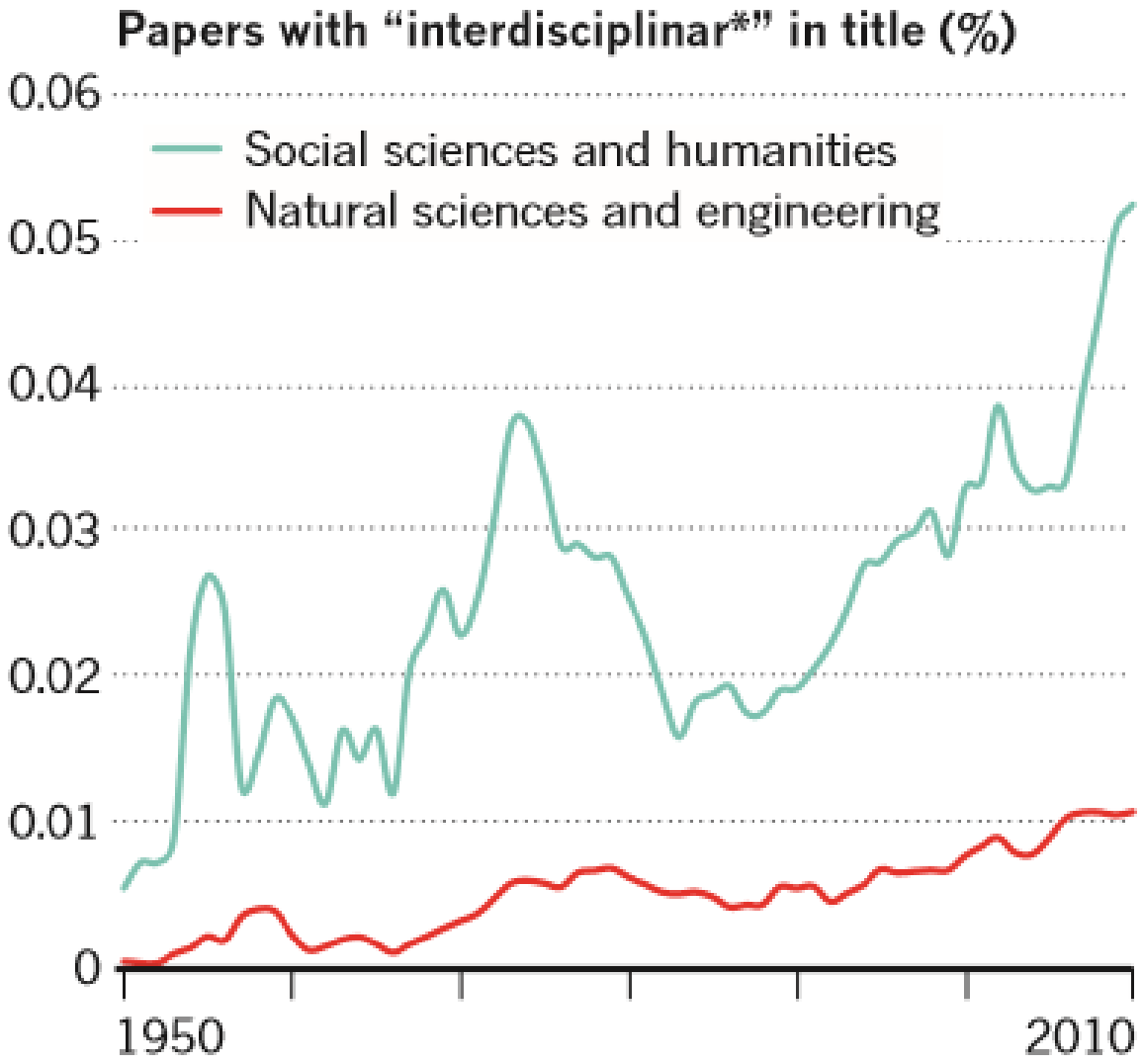

Van Noorden, 2015

Colaboraciones entre disciplinas

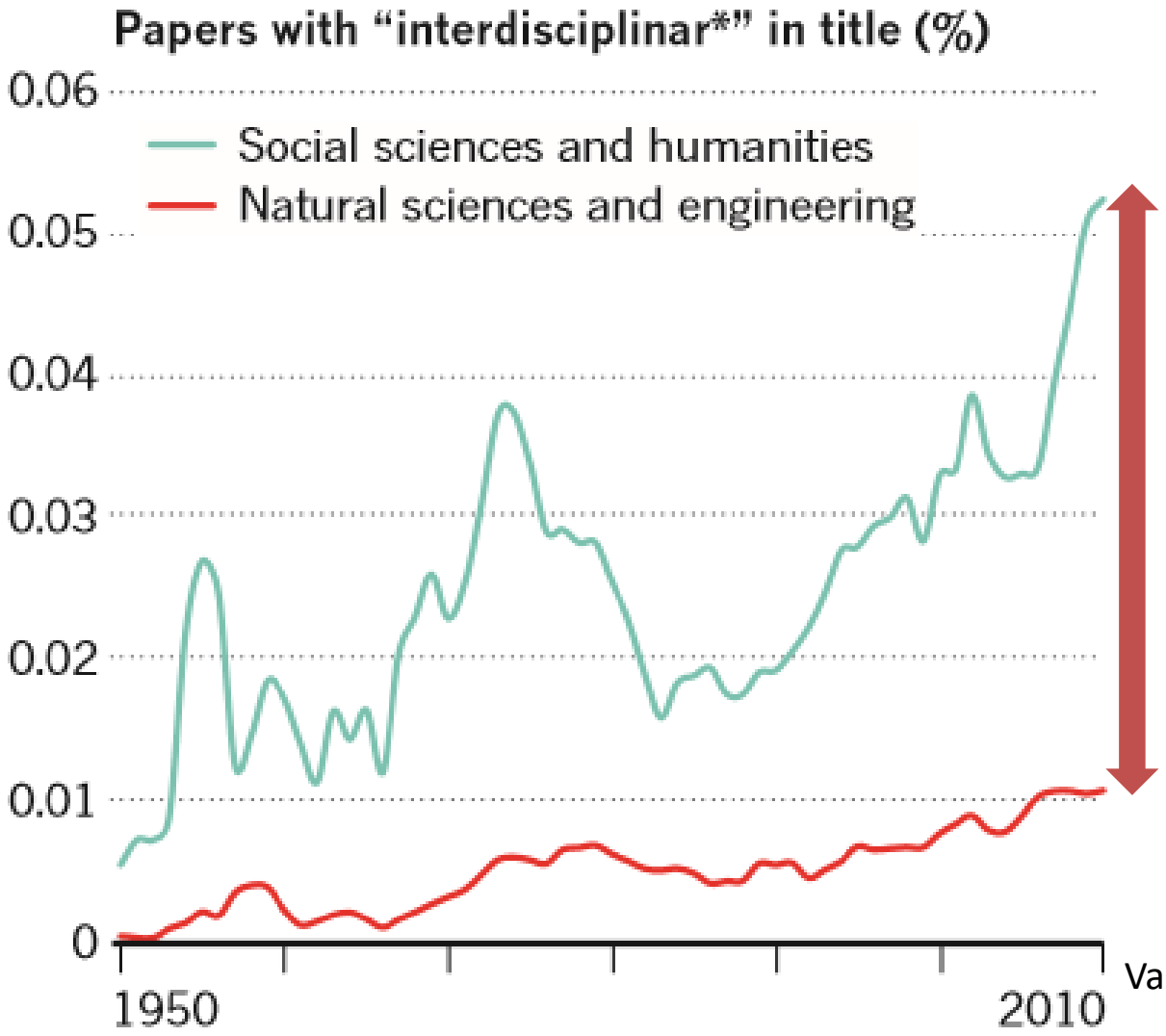

Van Noorden, 2015

Objetivos

En relación a las publicaciones científicas sobre transmisión de patógenos por consumo de carne en fauna silvestre…

¿Cuál es la disciplina a la que pertenecen los autores?

¿Se emplea correctamente la terminología ecológica en estos trabajos?

INTRODUCCIÓN

MATERIAL Y MÉTODOS

RESULTADOS

DISCUSIÓN

CONCLUSIONES

Base consultada: WoS

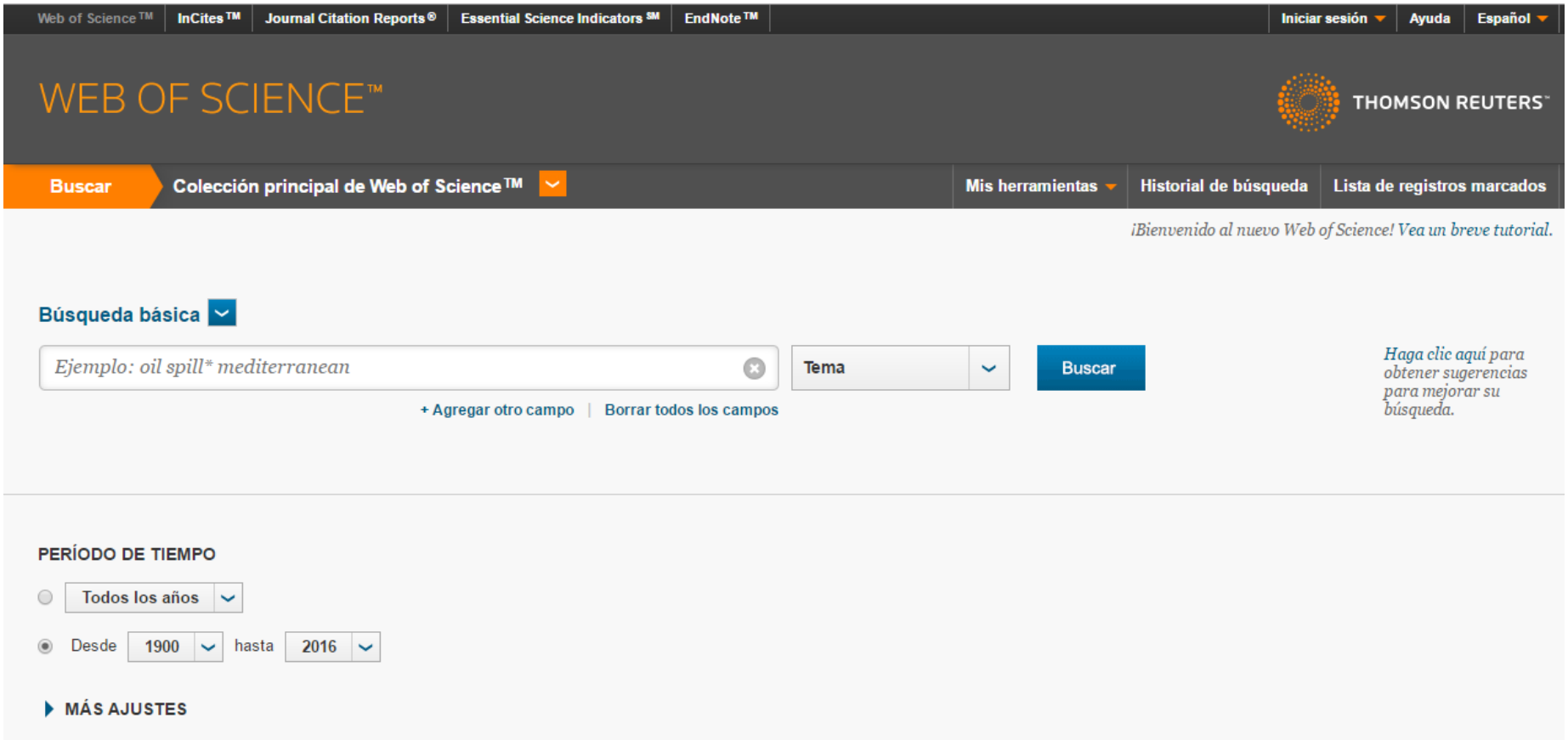

Periodo de búsqueda: Junio-Julio 2016

Base consultada: WoS

Sin restricción temporal

Material y Métodos

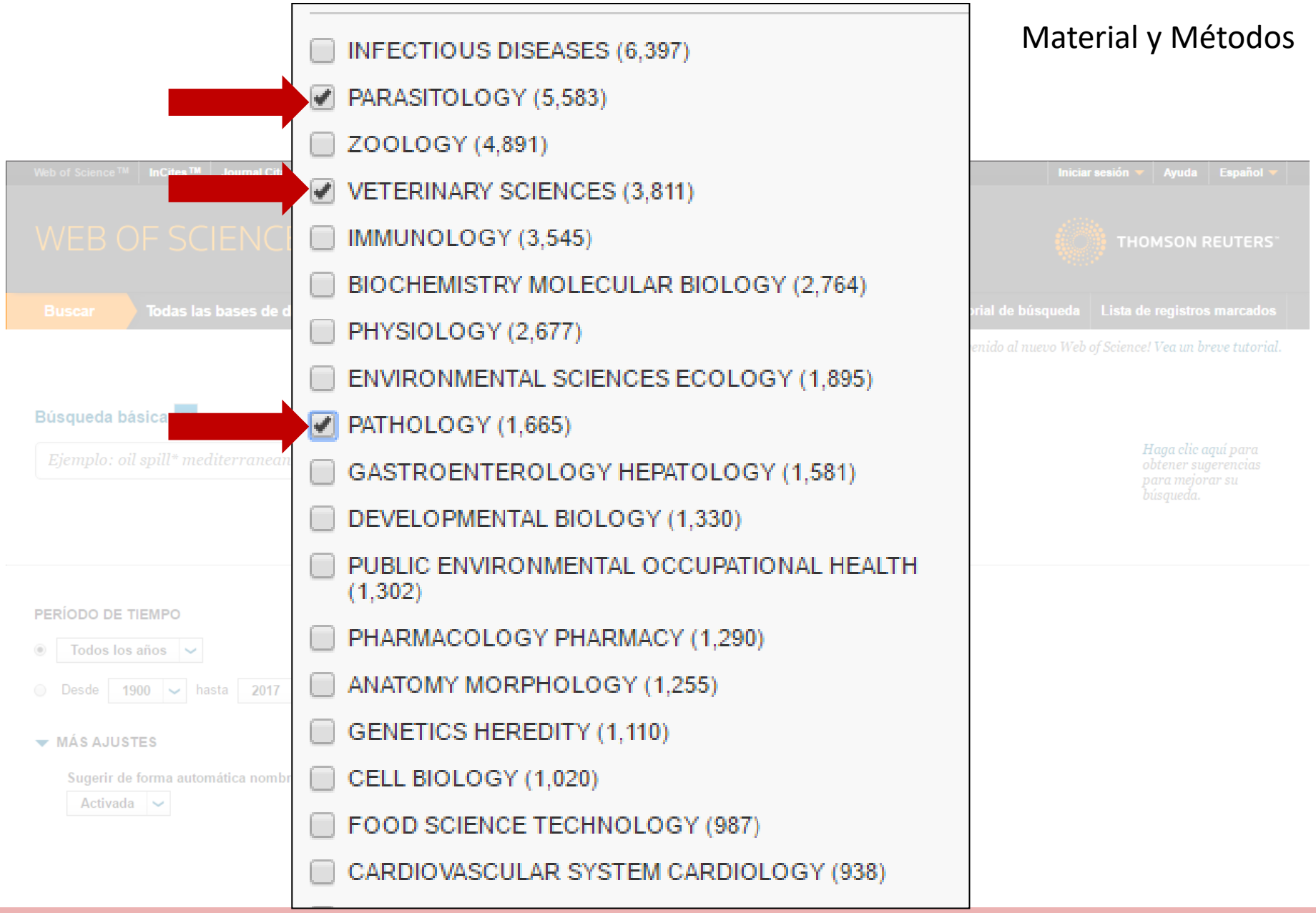

Áreas seleccionadas: “PARASITOLOGY”, VETERINARY SCIENCE” y “PATHOLOGY”

Material y Métodos

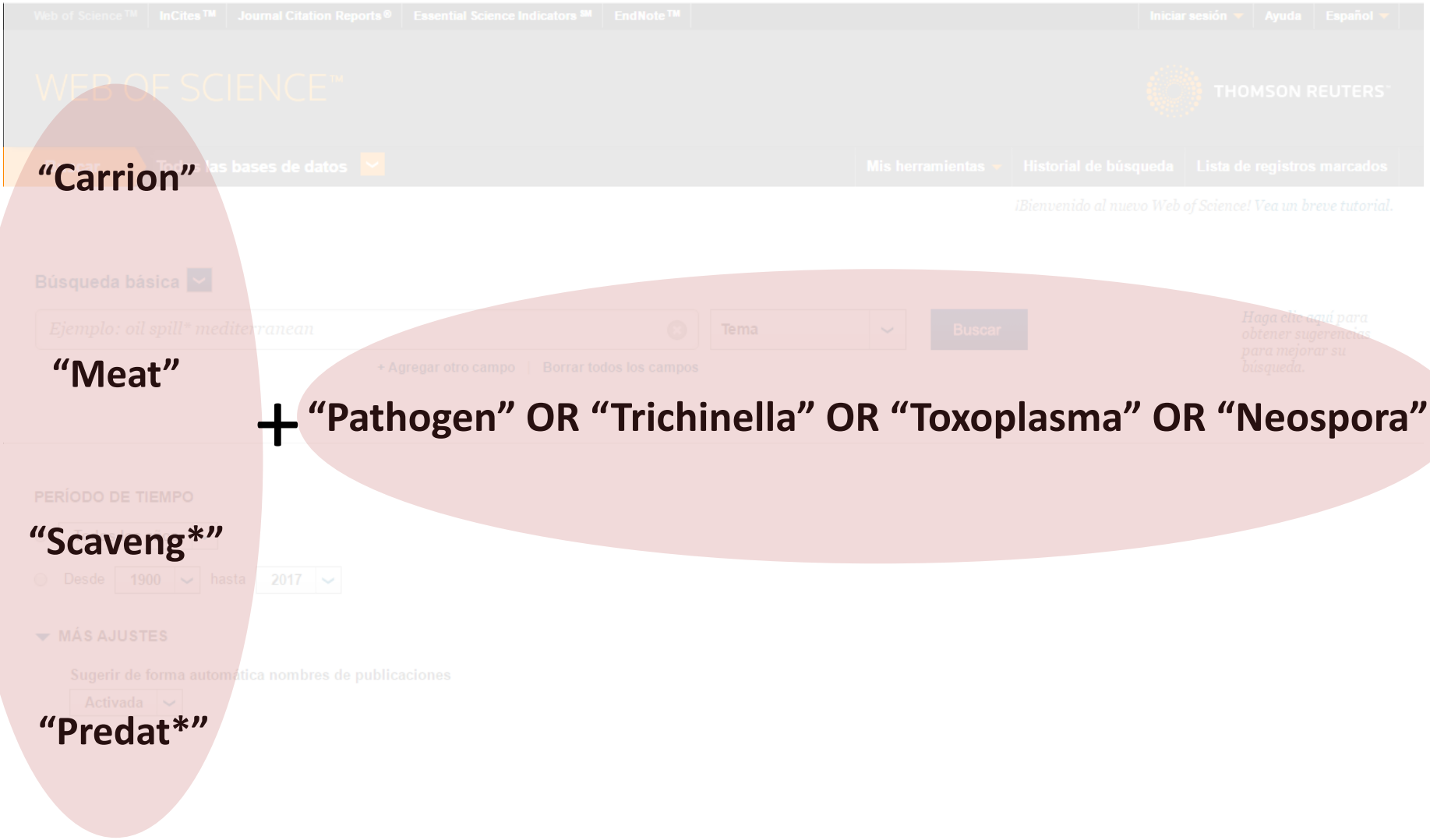

Material y Métodos

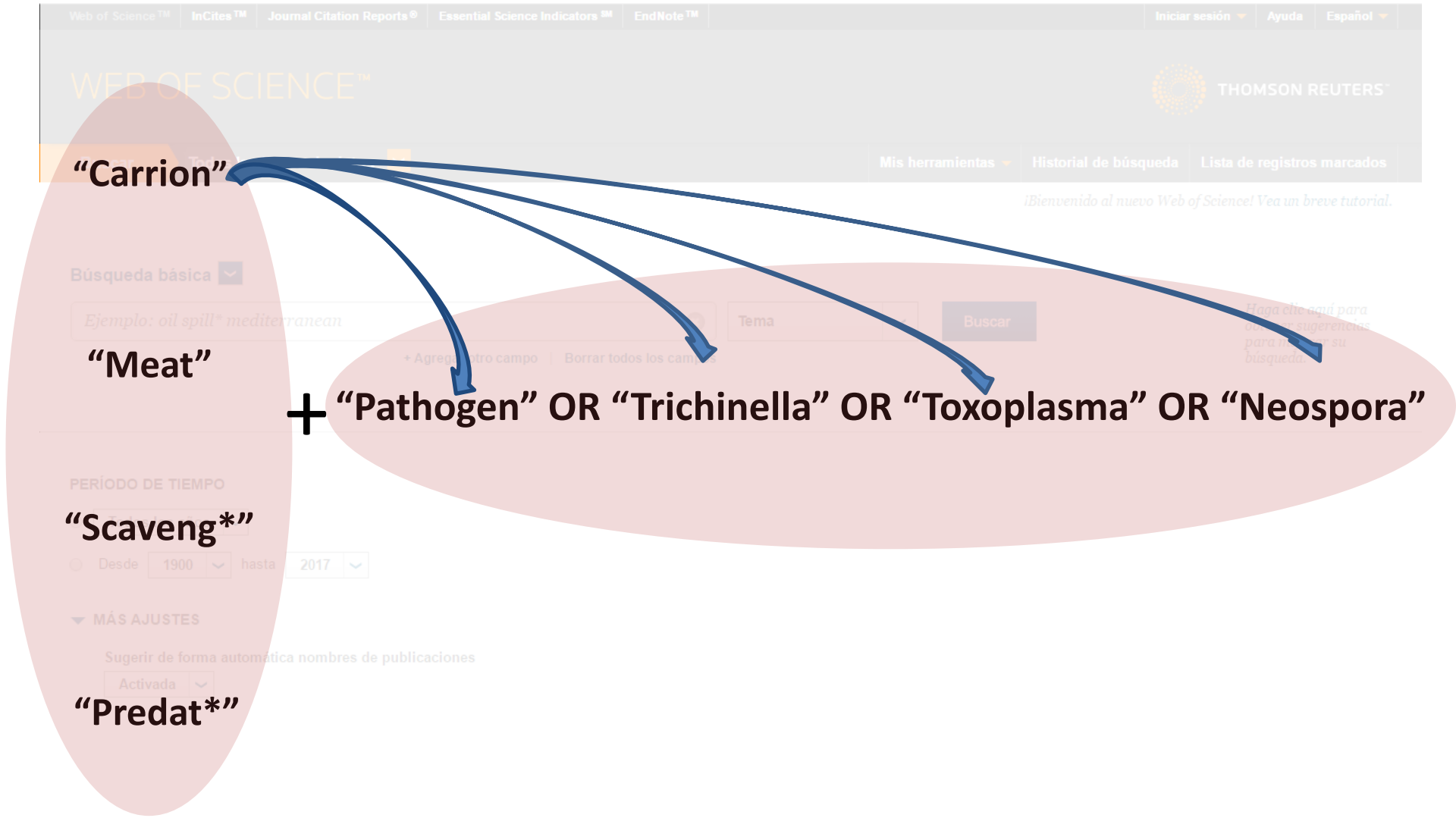

Material y Métodos

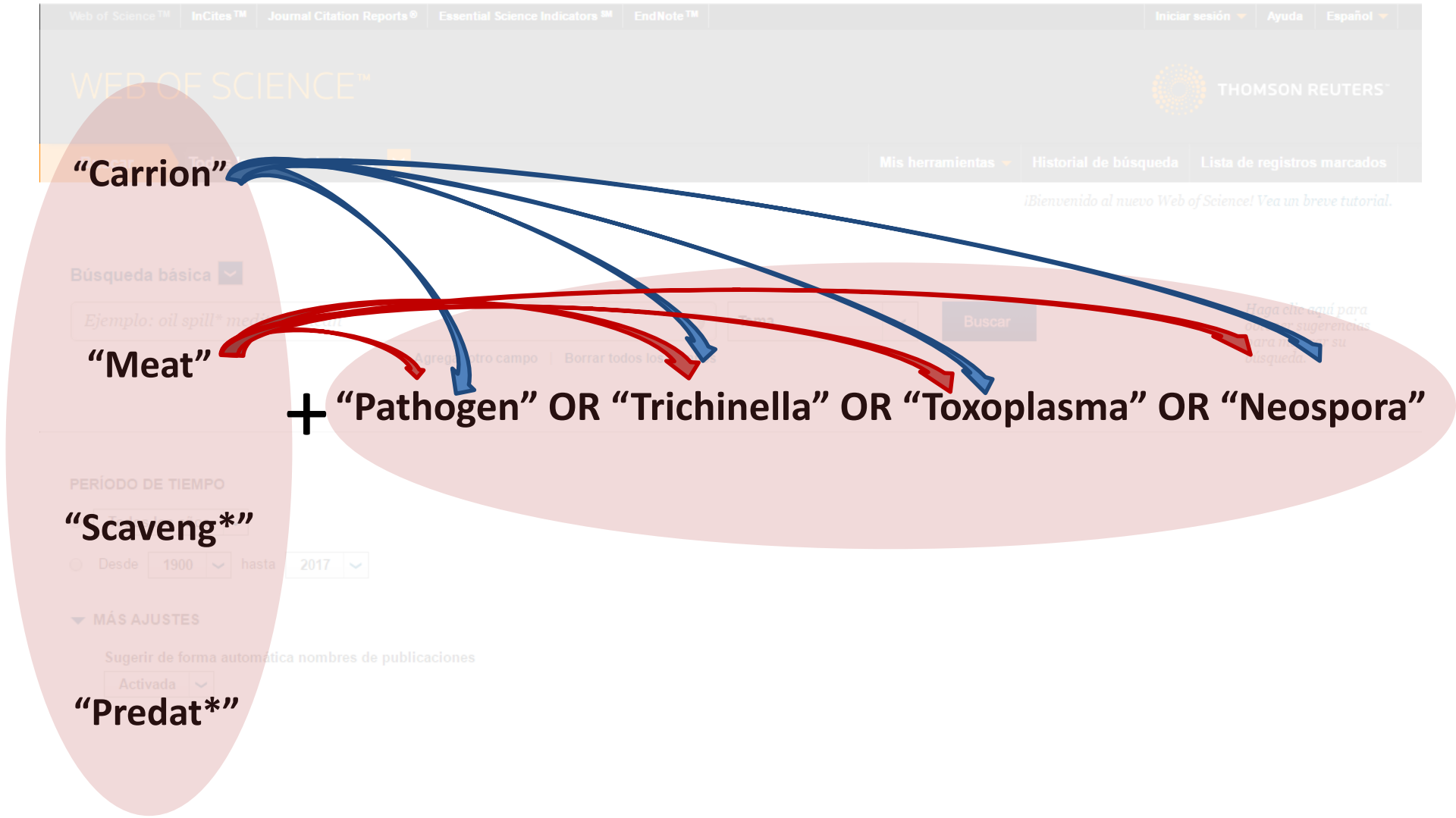

Material y Métodos

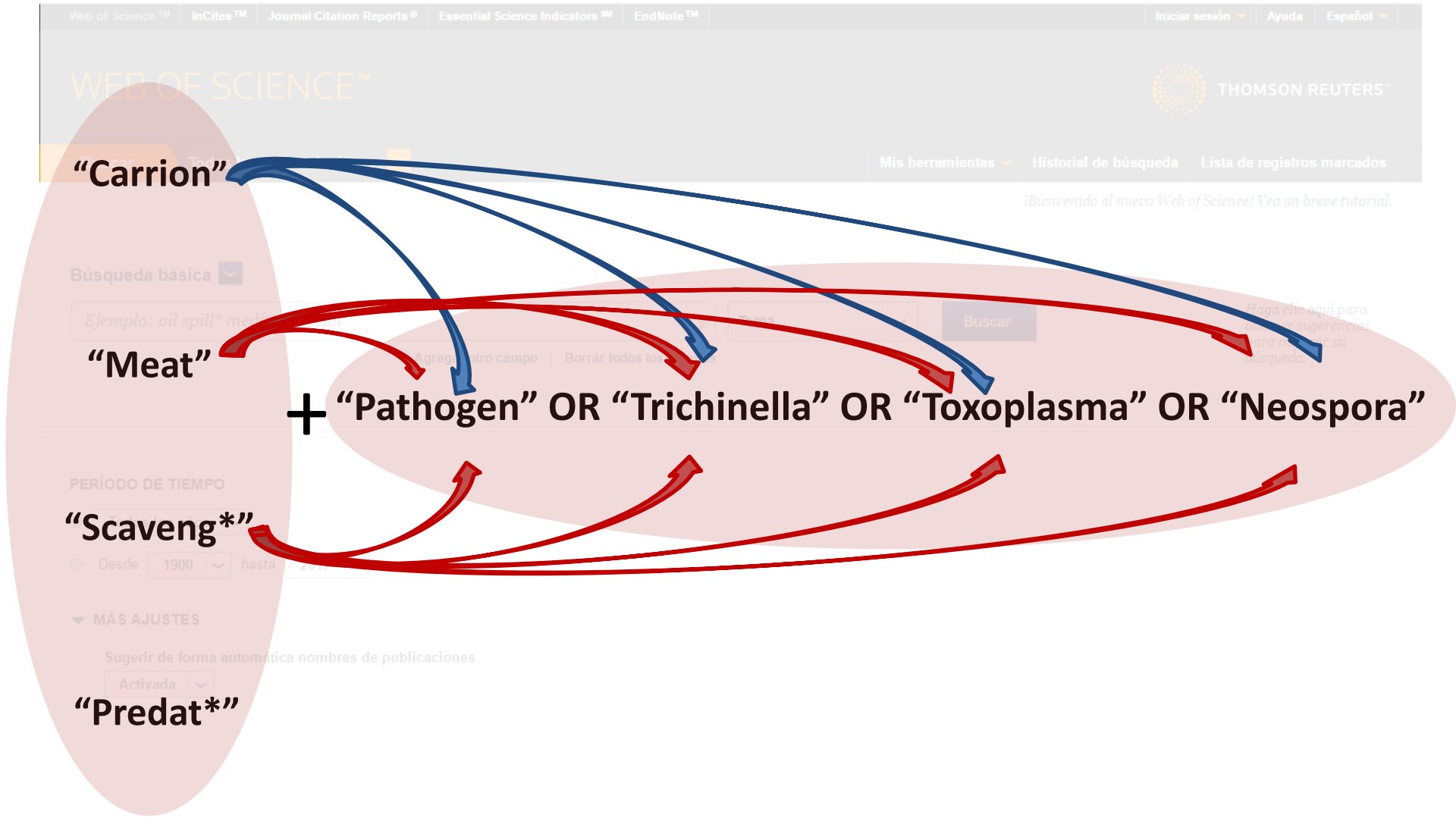

Material y Métodos

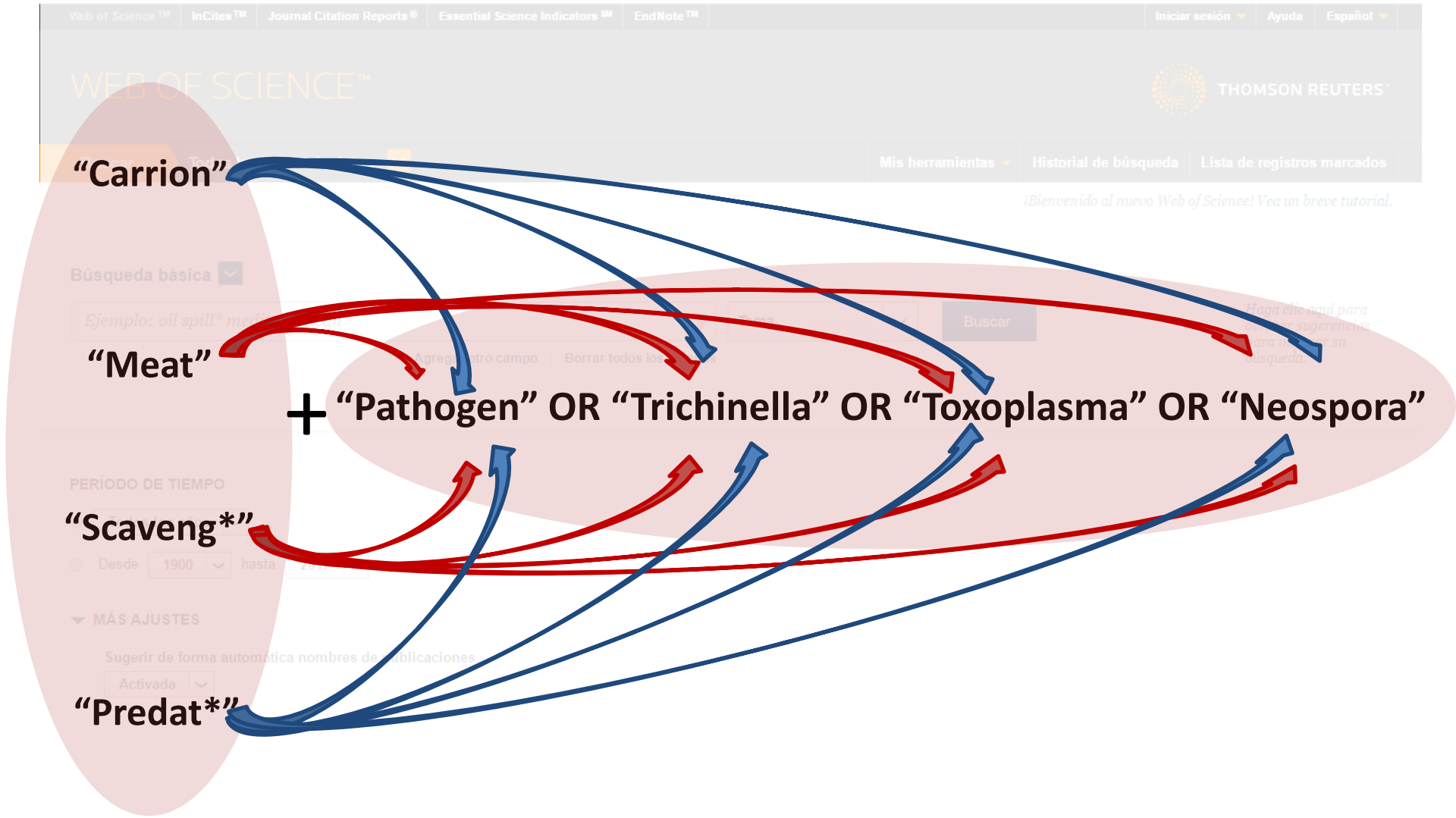


12919
artículos

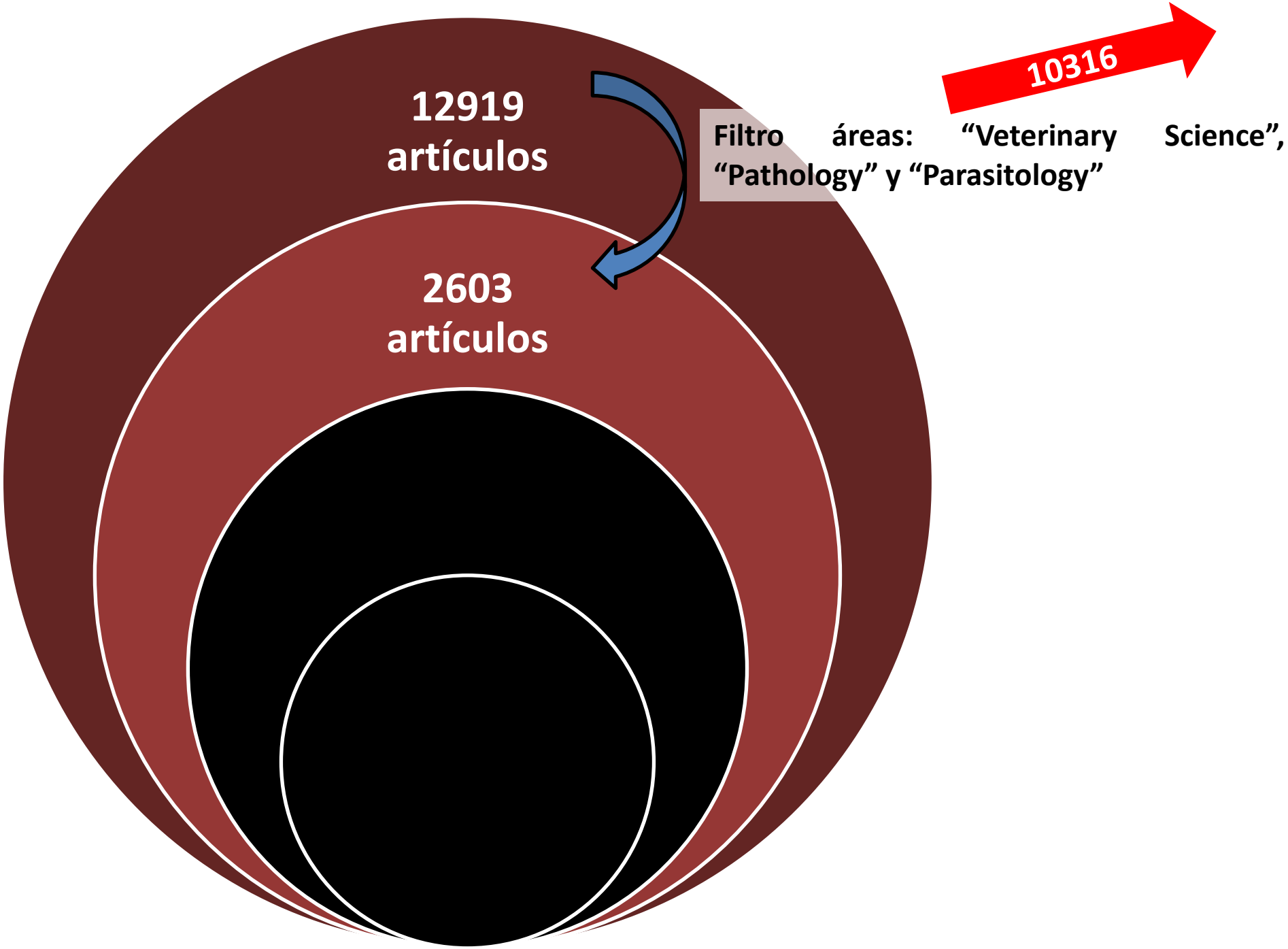
12919
artículos
2603
artículos
Filtro áreas: “Veterinary Science”, “Pathology” y “Parasitology”
10316

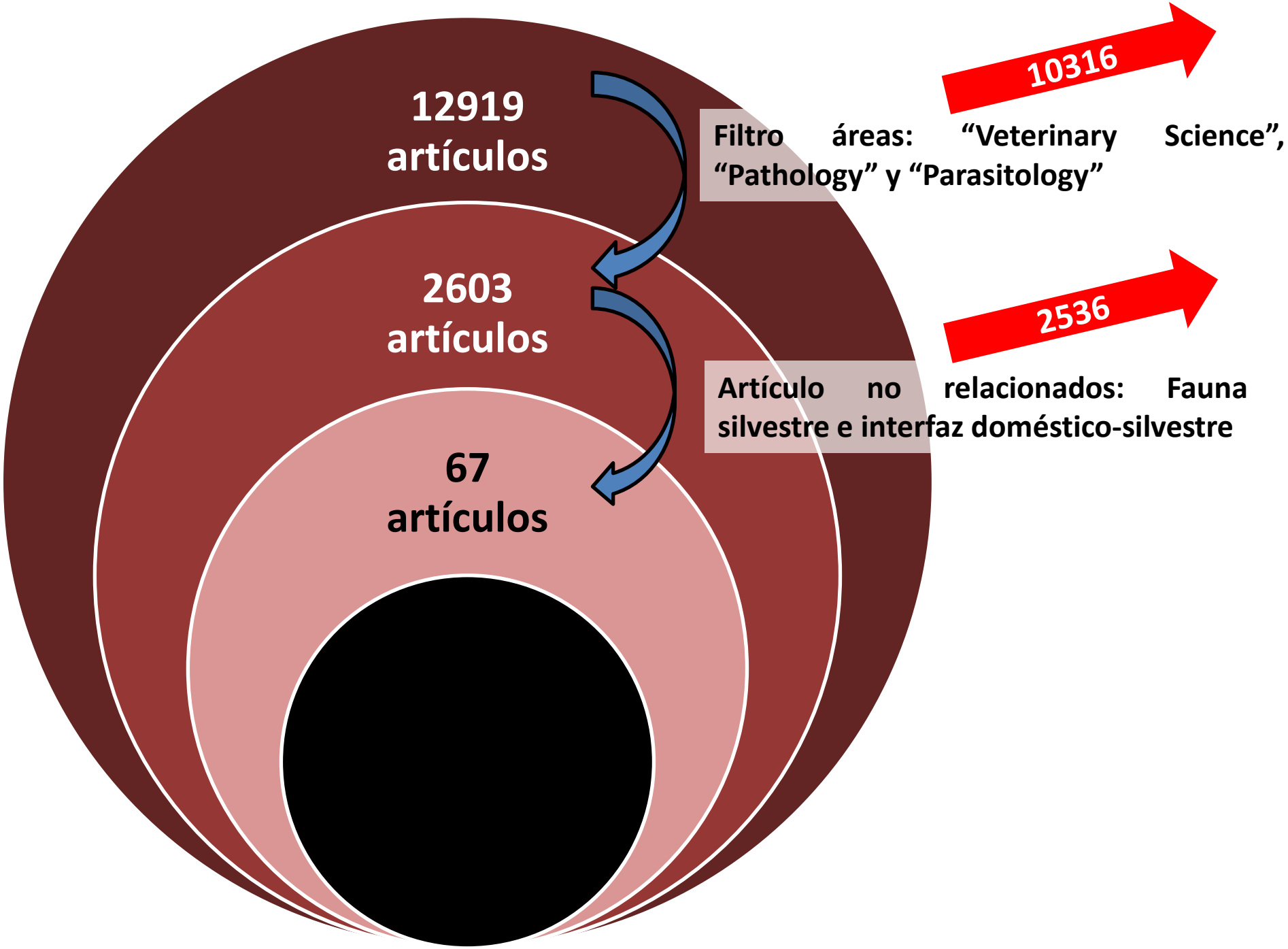
12919
artículos
10316
Filtro áreas: “Veterinary Science”, “Pathology” y “Parasitology”
2603
artículos
2536
Artículo no relacionados: Fauna silvestre e interfaz doméstico-silvestre
67
artículos

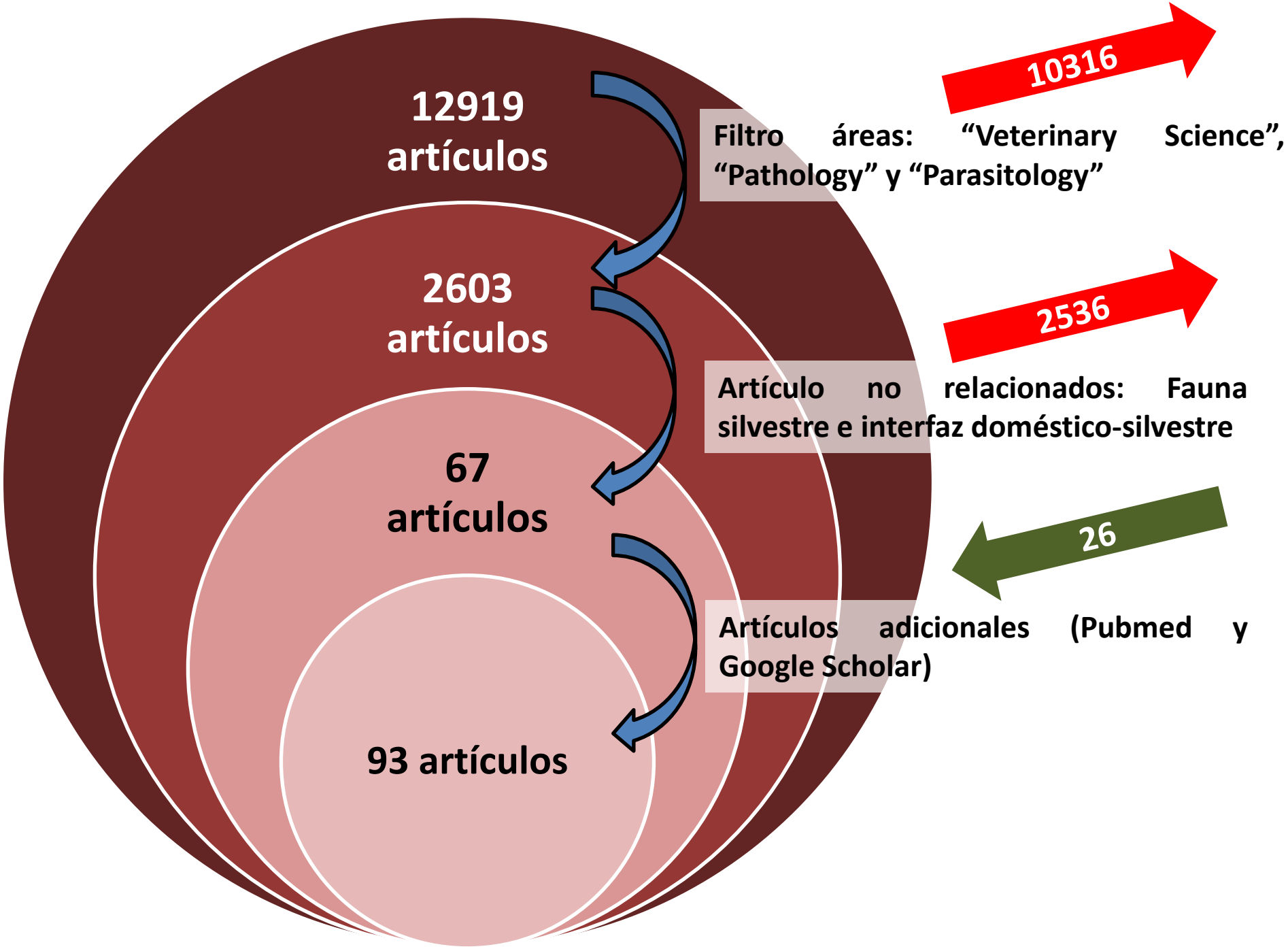
12919 artículos
10316
Filtro áreas: "Veterinary Science", "Pathology" y "Parasitology"
2603 artículos
2536
Artículo no relacionados: Fauna silvestre e interfaz doméstico-silvestre
67 artículos
26
Artículos adicionales (Pubmed y Google Scholar)
93 artículos

Análisis artículos

Transmisión de patógenos por consumo de carne

The Veterinary Journal 188 (2011) 24–33

Contents lists available at ScienceDirect

The Veterinary Journal

journal homepage: www.elsevier.com/locate/tvjl

Review

Implications of wild dog ecology on the sylvatic and domestic life cycl of *Neospora caninum* in Australia

Jessica S. King[a,e], David J. Jenkins[b], John T. Ellis[c], Peter Fleming[d], Peter A. Windsor[a], Ja

[a] Faculty of Veterinary Science, University of Sydney, NSW 2006, Australia
[b] School of Animal and Veterinary Science, Charles Sturt University, Wagga Wagga, NSW 2678, Australia
[c] Department of Medical and Molecular Biosciences, University of Technology, Sydney, NSW 2007, Australia
[d] Vertebrate Pest Research Unit, Industry & Investment NSW, Orange Agricultural Institute, NSW 2800, Australia
[e] Invasive Animals Cooperative Research Centre, University of Canberra, Canberra, ACT 2601, Australia

ARTICLE INFO

Article history:
Accepted 2 March 2010

Keywords:
Neosporosis

ABSTRACT

Neospora caninum is transmitted either transplacentally or horizon ent in tissues or oocysts shed by dogs. Neosporosis is a significan 7 months of pregnancy. Infected cows may remain infective for consecutive or non-consecutive pregnancies. A great deal is kn osis, although only limited information is available on the main tralia, the presence of the dingo as the top-order predato

Veterinary Parasitology 191 (2013) 23–28

Contents lists available at SciVerse ScienceDirect

Veterinary Parasitology

journal homepage: www.elsevier.com/locate/vetpar

Toxoplasma gondii prevalence in Israeli crows and Griffon

H. Salant[a,*], J. Hamburger[a], R. King[b], G. Baneth[c]

[a] Department of Molecular Genetics, Hadassah Medical School, Hebrew University, PO Box 12272, Jerusalem 91120, Israel
[b] Israel Nature and Parks Authority, Jerusalem, Israel
[c] School of Veterinary Medicine, Hebrew University of Jerusalem, PO Box 12, Rehovot 76100, Israel

ARTICLE INFO

Article history:
Received 17 June 2012
Received in revised form 12 July 2012
Accepted 27 July 2012

Keywords:
Toxoplasma gondii
MAT
Crows
Griffon vultures
Israel

ABSTRACT

A cross-sectional *Toxoplasma gondii* seroprevalence study w crows (*Corvus cornis*, *Corvus monedula*, *Corvus splendens*) and from Israel in order to assess exposure to this pathogen in animal carcasses and their possible role in the epidemiolog modified agglutination test (MAT) with a cutoff titer of 1:25 40 of 101 Griffon vultures (39.6%) were found to be *T. gond* seroprevalence was significantly higher in northern areas of Is precipitation is higher and annual summer maximum temperatures are lower than drier and warmer south. Seroprevalence in crows was positively assoc human population densities possibly related to the increased ca PCR analysis of brain extracts from crows resulted in seropositive crow from northern Israel, C brain confirmed infection with RFLP (Mn-PCR-RFLP)

Parasitol Res (2005) 97: 431–435
DOI 10.1007/s00436-005-1481-9

ORIGINAL PAPER

Luigi Remonti · Alessandro Balestrieri
Lorenzo Domenis · Cristina Banchi · Tatiana Lo Valvo
Serena Robetto · Riccardo Orusa

Red fox (*Vulpes vulpes*) cannibalistic behaviour and the prevalence of *Trichinella britovi* in NW Italian Alps

Received: 24 June 2005 / Accepted: 28 July 2005 / Published online: 7 September 2005
© Springer-Verlag 2005

Abstract Food habits of the red fox (*Vulpes vulpes*) were studied in the Aosta Valley region (NW Italian Alps) and were related to the prevalence of *Trichinella* infection in the red fox itself and in two Mustelid species (the stone marten (*Martes foina*) and the badger (*Meles meles*)). The search of *Trichinella* by the automatic digestion of muscles samples led us to determine a prevalence of 3.5±1.2% in red foxes, 7.9±4.3% in stone martens and 1.9±1.8% in badgers, with no significant differences among the species. All larvae were identified as *Trichinella britovi*. The fox diet was assessed through the analysis of both faeces ($n=180$) and the stomach contents of road-killed animals ($n=109$). Our results confirmed the opportunistic feeding behaviour of the red fox, which is able to use various trophic resources, both of animal and vegetal origin: e.g. wild and cultivated fruits ($F\%=47.1$; $V\%=67.3$), rodents ($F\%=22.8$; $V\%=64.8$) and carrion ($F\%=15.6$; $V\%=78.6$) formed the bulk of the fox's diet. The frequency of

Introduction

In the temperate regions of Eurasia, three *Trichinella* species have been recognised: *T. britovi*, involved in the parasitic sylvatic cycle, *T. spiralis*, found mainly in swine and horse meat, and *T. pseudospiralis*, recently isolated both in mammals and birds (Pozio 2001), even if the systematic of the genus is still discussed (Bessonov 2001, 2002; Murrel et al. 2000).

The sylvatic cycle is supposed to involve mainly carnivores with cannibalistic and scavenger behaviour, the eating of carrion being considered the principal mechanism of nematode transmission (Campbell 1988). In Italy, researches focused on the red fox (*Vulpes vulpes*), which is actually considered the main or almost unique reservoir of the sylvatic cycle of the parasite (Pozio 1991; Rossi et al. 1992; Rossi and Balbo 1993).

While there are various researches about the distribution and prevalence of the nematode in different wild host-species (see, for example, Campbell 1983 and Pozio

ScienceDirect

Veterinary Parasitology 153 (2008) 152–156

Short communication

Prevalence of antibodies against *Toxoplas* roe deer from Spain

J.A. Gamarra[a], O. Cabezón[b], M. Pabón[b], M.C. Arnal[c], J.P. Dubey[d,*], C. Gortázar[a], S. Almeria[b,e]

[a] Instituto de Investigación en Recursos Cinegéticos IREC (CSIC-UCLM-JCCM), Ronda de Toledo s/n,
[b] Parasitology and Parasitic Diseases, Veterinary School, Autonomous University of Barcelona,
[c] SEDIFAS, Veterinary School, University of Zaragoza, Zaragoza, Spain
[d] Animal Parasitic Diseases Laboratory, Animal and Natural Resources Institute, Agricultural Res United States Department of Agriculture, Beltsville, MD 20705, USA
[e] Research Centre in Animal Health (CReSA), Autonomous University of Barcelona, Barcelon

Received 10 August 2007; received in revised form 8 January 2008; accepted 11 January 2

Abstract

Roe deer (*Capreolus capreolus*) is an important game animal in Spain. Sera from 278 roe deer from eig Spain were assayed for antibodies to *Toxoplasma gondii* by modified agglutination test (MAT). Titers of 1:25 o in 109 (39.2%) of 278 deer. No significant differences in antibody prevalence were found between sex or age cate significant differences in seroprevalence between locations were evident. Roe deer from the Northern coas humidity and roe deer density) had the highest prevalence, compared with low prevalence in Central Spain (arid deer density). There was a positive correlation between antibody prevalence and mean annual rainfall ($r_s=0.85$, $n=8$, $P<0.01$). These findings have environmental and/or public health implications because venison can be an important meat source of *T. gondii* infections for humans and feral cats.

Parasitol Res (2007) 100:687–693
DOI 10.1007/s00436-006-0320-y

ORIGINAL PAPER

Molecular epidemiology of *Trichinella* spp. in three Baltic countries: Lithuania, Latvia, and Estonia

A. Malakauskas · V. Paulauskas · T. Järvis · P. Keidans · C. Eddi · C. M. O. Kapel

Received: 12 May 2006 / Accepted: 24 August 2006 / Published online: 30 September 2006
© Springer-Verlag 2006

Abstract Meat of domestic pigs and wild boars has been the significant source of emerged human trichinellosis in Lithuania, Latvia, and Estonia over the past two decades. However, there is very little known on the occurrence of *Trichinella* spp. in main wildlife reservoirs and its transmission in domestic and sylvatic cycles in these countries. The present study demonstrated considerably higher endemicity of *Trichinella* spp. in main sylvatic reservoirs (28.9–42% in foxes (*Vulpes vulpes*) and raccoon dogs (*Nyctereutes procyonoides*) in all three countries than previously reported. Mol larvae from more than revealed four *Trichine* *Trichinella britovi*, T *pseudospiralis*) sympa several as the first rec nonencapsulating *T. p* in the Eastern Euro domestic pigs in L respectively) and only *spiralis* was detected in sylvatic anim

©2006 Parasitological Institute of SAS, Košice
DOI 10.2478/s11687-006-0050-9

VERSITA

HELMINTHOLOGIA, 44, 1: 18 – 20, JANUARY 2007

The role of wild carnivores in the maintenance of trichinellosis in the Tatras National Park, Slovakia

Z. HURNÍKOVÁ[1], B. CHOVANCOVÁ[2], D. BARTKOVÁ[1], P. DUBINSKÝ[1]

[1]Parasitological Institute of Slovak Academy of Sciences, Hlinkova 3, 040 01 Košice, Slovak Republic, E-mail: *hurnik@saske.sk*; [2]Research Centre of the Tatras National Park, 059 60 Tatranská Lomnica, Slovak Republic

Summary

A survey on trichinellosis in wild carnivores and their role in the transmission of parasite in the model territory of the Tatras National Park was conducted in years 2005 – 2006. Muscle samples of 102 wild predators representing 10 species belonging to families Canidae, Mustelidae and Ursidae were examined. The highest prevalence of *Trichinella britovi* was established among red foxes (19.7 %) and martens (37.5 %). The parasite was also detected in Euro- increase of red fox population in recent years provides a potential for spread of *Trichinella* spp. in wildlife. Whereas recent data on trichinellosis in other carnivore species are lacking, we aimed to study the presence of parasite in those animal species, inhabiting the territory of protected areas of the Tatras National Park (TANAP).

Materials and Methods

Análisis artículos

Transmisión de patógenos por consumo de carne

Análisis artículos

Transmisión de patógenos por consumo de carne

Available online at www.sciencedirect.com
ScienceDirect
ELSEVIER
Veterinary Parasitology 153 (2008) 152–156
veterinary parasitology
www.elsevier.com/locate/vetpar

Short communication

Prevalence of antibodies against *Toxoplasma gondii* in roe deer from Spain

J.A. Gamarra [a], O. Cabezón [b], M. Pabón [b], M.C. Arnal [c], D.F. Luco [c], J.P. Dubey [d,*], C. Gortázar [a], S. Almeria [b,e]

[a] Instituto de Investigación en Recursos Cinegéticos IREC (CSIC-UCLM-JCCM), Ronda de Toledo s/n, 13071, Ciudad Real, Spain
[b] Parasitology and Parasitic Diseases, Veterinary School, Autonomous University of Barcelona, Barcelona, Spain
[c] SEDIFAS, Veterinary School, University of Zaragoza, Zaragoza, Spain
[d] Animal Parasitic Diseases Laboratory, Animal and Natural Resources Institute, Agricultural Research Service, United States Department of Agriculture, Beltsville, MD 20705, USA
[e] Research Centre in Animal Health (CReSA), Autonomous University of Barcelona, Barcelona, Spain

Received 10 August 2007; received in revised form 8 January 2008; accepted 11 January 2008

Parasitol Res (2005) 97: 431–435
DOI 10.1007/s00436-005-1481-9

ORIGINAL PAPER

Luigi Remonti · Alessandro Balestrieri
Lorenzo Domenis · Cristina Banchi · Tatiana Lo Valvo
Serena Robetto · Riccardo Orusa

Red fox (*Vulpes vulpes*) cannibalistic behaviour and the prevalence of *Trichinella britovi* in NW Italian Alps

Received: 24 June 2005 / Accepted: 28 July 2005 / Published online: 7 S
© Springer-Verlag 2005

Valoración individual de cada artículo

Clasificación disciplina de autores

Clasificación empleo de terminología

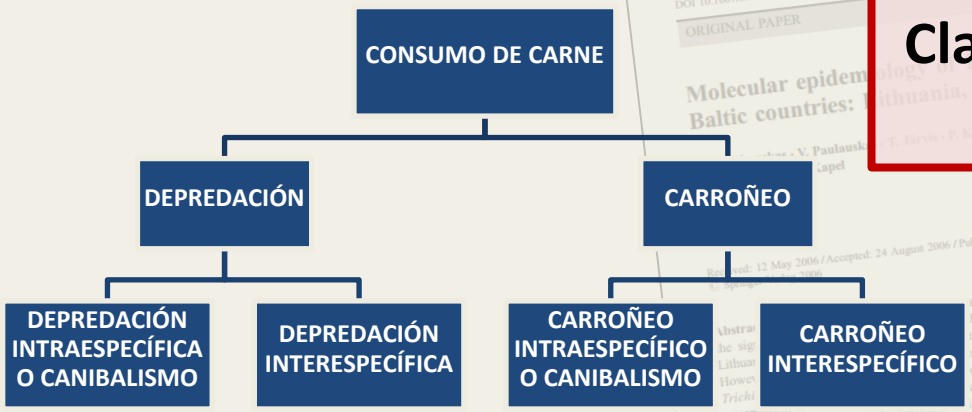

The role of wild carnivores in the maintenance of trichinellosis in the Tatras National Park, Slovakia

[1]Parasitological Institute of Slovak Academy of Sciences, Hlinkova 3, 040 01 Košice, Slovak Republic, E-mail: hurnik@saske.sk; [2]Research Centre of the Tatras National Park, 059 60 Tatranská Lomnica, Slovak Republic

Summary

Materials and Methods

Análisis artículos

Transmisión de patógenos por consumo de carne


Available online at www.sciencedirect.com

ScienceDirect

ELSEVIER

Veterinary Parasitology 153 (2008) 152–156

veterinary parasitology

www.elsevier.com/locate/vetpar

Short communication

Prevalence of antibodies against *Toxoplasma gondii* in roe deer from Spain

J.A. Gamarra [a], O. Cabezón [b], M. Pabón [b], M.C. Arnal [c], D.F. Luco [c], J.P. Dubey [d,*], C. Gortázar [a], S. Almeria [b,e]

[a] Instituto de Investigación en Recursos Cinegéticos IREC (CSIC-UCLM-JCCM), Ronda de Toledo s/n, 13071, Ciudad Real, Spain
[b] Parasitology and Parasitic Diseases, Veterinary School, Autonomous University of Barcelona, Barcelona, Spain
[c] SEDIFAS, Veterinary School, University of Zaragoza, Zaragoza, Spain
[d] Animal Parasitic Diseases Laboratory, Animal and Natural Resources Institute, Agricultural Research Service, United States Department of Agriculture, Beltsville, MD 20705, USA
[e] Research Centre in Animal Health (CReSA), Autonomous University of Barcelona, Barcelona, Spain

Received 10 August 2007; received in revised form 8 January 2008; accepted 11 January 2008

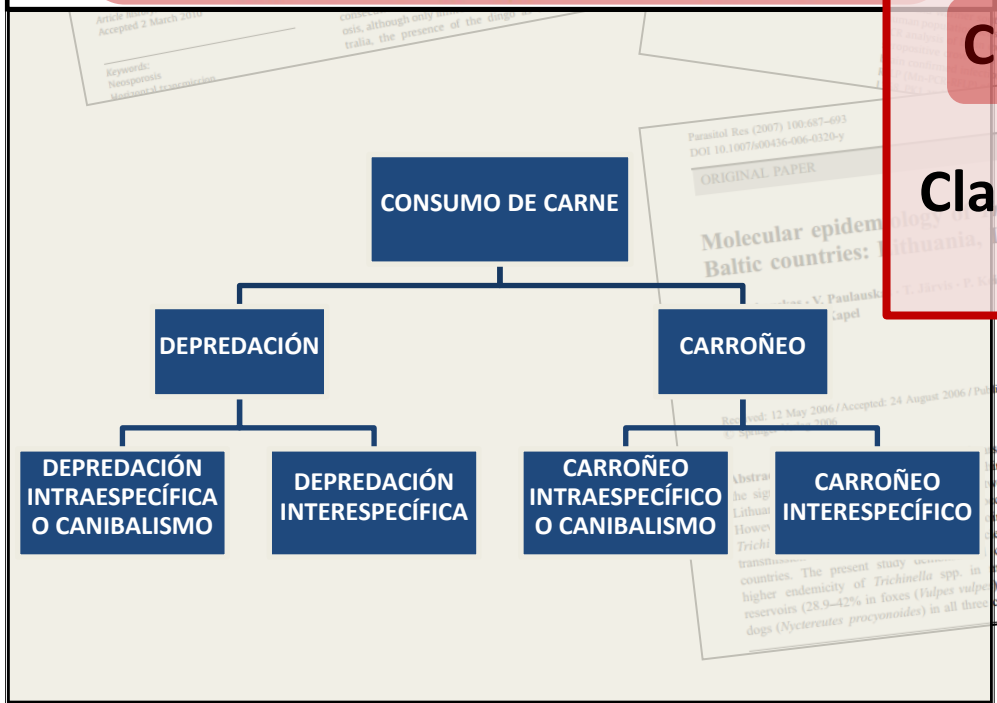

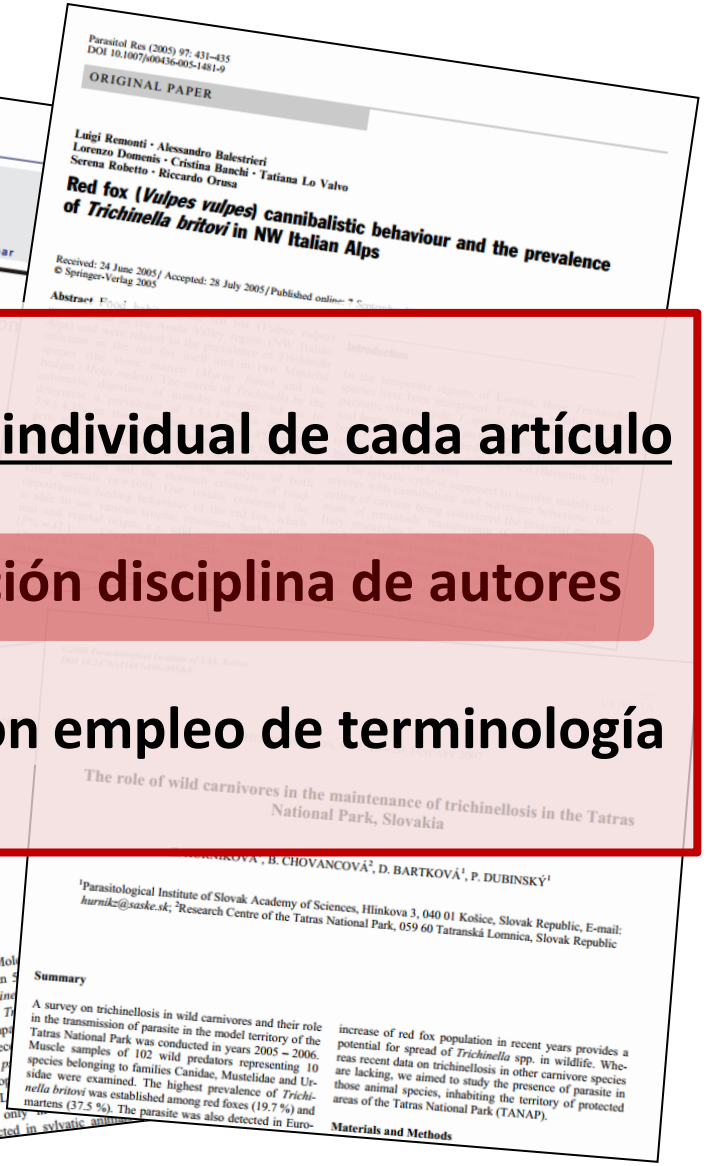
Parasitol Res (2005) 97: 431–435
DOI 10.1007/s00436-005-1481-9

ORIGINAL PAPER

Luigi Remonti · Alessandro Balestrieri
Lorenzo Domenis · Cristina Banchi · Tatiana Lo Valvo
Serena Robetto · Riccardo Orusa

Red fox (*Vulpes vulpes*) cannibalistic behaviour and the prevalence of *Trichinella britovi* in NW Italian Alps

Received: 24 June 2005 / Accepted: 28 July 2005 / Published online: 7 Sep
© Springer-Verlag 2005

Abstract

Valoración individual de cada artículo

Clasificación disciplina de autores

Clasificación empleo de terminología

The role of wild carnivores in the maintenance of trichinellosis in the Tatras National Park, Slovakia

[1]Parasitological Institute of Slovak Academy of Sciences, Hlinkova 3, 040 01 Košice, Slovak Republic, E-mail: *hurnik@saske.sk*; [2]Research Centre of the Tatras National Park, 059 60 Tatranská Lomnica, Slovak Republic

Summary

A survey on trichinellosis in wild carnivores and their role in the transmission of parasite in the model territory of the Tatras National Park was conducted in years 2005 – 2006. Muscle samples of 102 wild predators representing 10 species belonging to families Canidae, Mustelidae and Ursidae were examined. The highest prevalence of *Trichinella britovi* was established among red foxes (19.7 %) and martens (37.5 %). The parasite was also detected in Euro-

increase of red fox population in recent years provides a potential for spread of *Trichinella* spp. in wildlife. Whereas recent data on trichinellosis in other carnivore species are lacking, we aimed to study the presence of parasite in those animal species, inhabiting the territory of protected areas of the Tatras National Park (TANAP).

Materials and Methods

Análisis artículos

Transmisión de patógenos por consumo de carne


Available online at www.sciencedirect.com
ScienceDirect
ELSEVIER
Veterinary Parasitology 153 (2008) 152–156
veterinary parasitology
www.elsevier.com/locate/vetpar

Short communication

Prevalence of antibodies against *Toxoplasma gondii* in roe deer from Spain

J.A. Gamarra [a], O. Cabezón [b], M. Pabón [b], M.C. Arnal [c], D.F. Luco [c], J.P. Dubey [d,*], C. Gortázar [a], S. Almeria [b,e]

[a] Instituto de Investigación en Recursos Cinegéticos IREC (CSIC-UCLM-JCCM), Ronda de Toledo s/n, 13071, Ciudad Real, Spain
[b] Parasitology and Parasitic Diseases, Veterinary School, Autonomous University of Barcelona, Barcelona, Spain
[c] SEDIFAS, Veterinary School, University of Zaragoza, Zaragoza, Spain
[d] Animal Parasitic Diseases Laboratory, Animal and Natural Resources Institute, Agricultural Research Service, United States Department of Agriculture, Beltsville, MD 20705, USA
[e] Research Centre in Animal Health (CReSA), Autonomous University of Barcelona, Barcelona, Spain

Received 10 August 2007; received in revised form 8 January 2008; accepted 11 January 2008

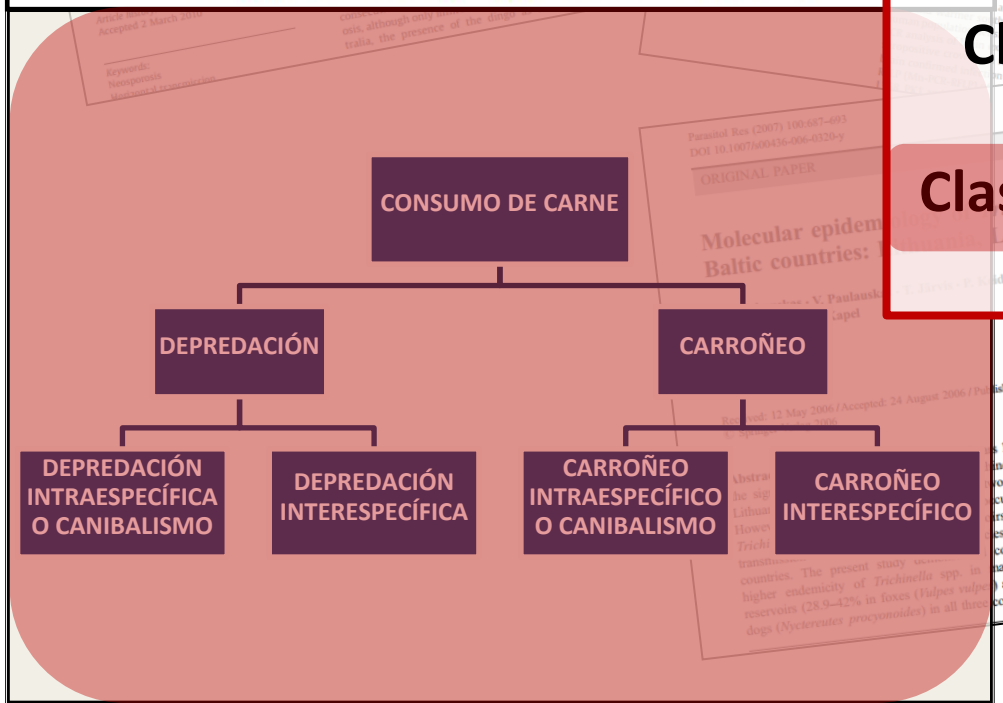

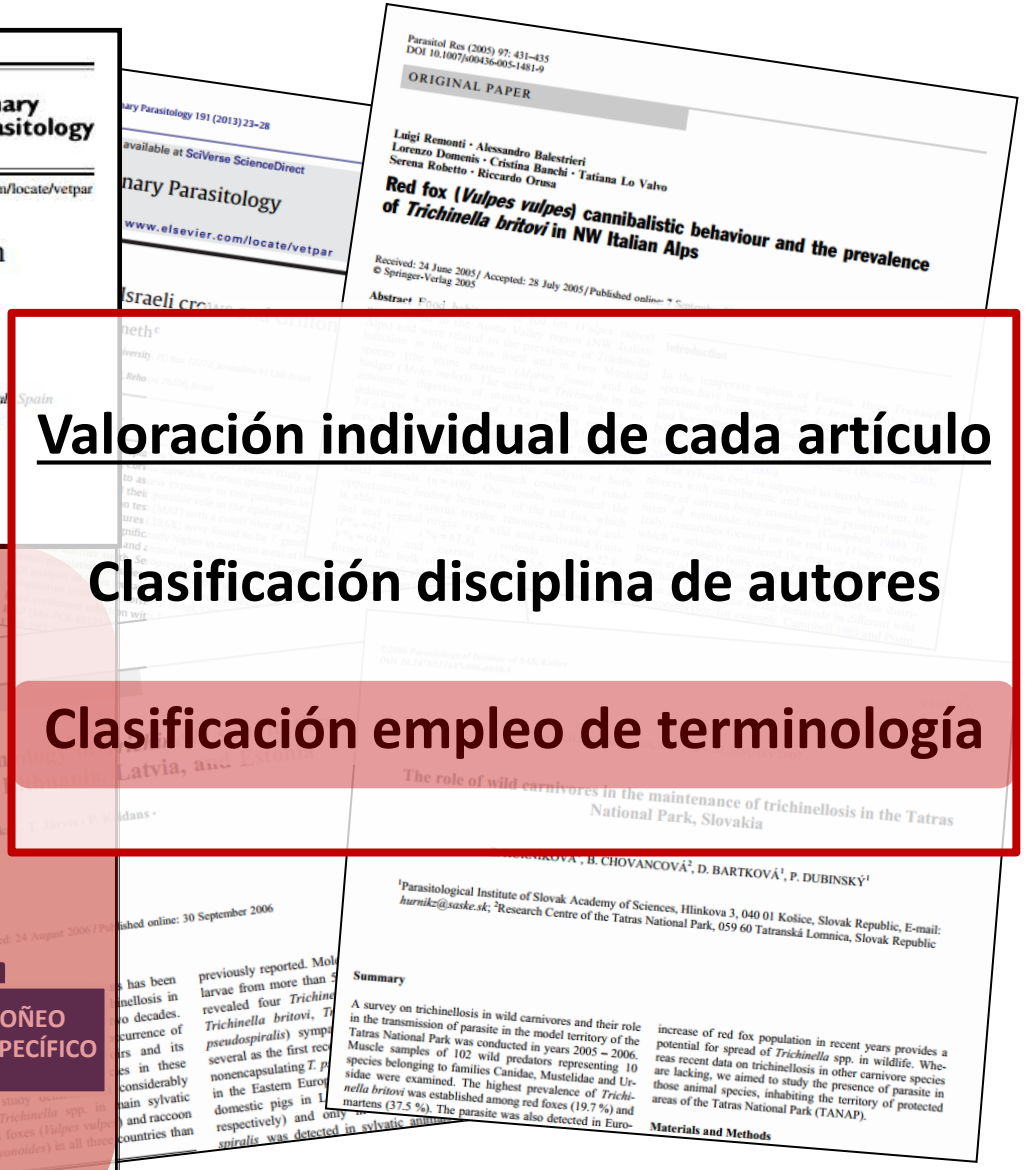
Parasitol Res (2005) 97: 431–435
DOI 10.1007/s00436-005-1481-9

ORIGINAL PAPER

Luigi Remonti · Alessandro Balestrieri · Lorenzo Domenis · Cristina Banchi · Tatiana Lo Valvo · Serena Robetto · Riccardo Orusa

Red fox (*Vulpes vulpes*) cannibalistic behaviour and the prevalence of *Trichinella britovi* in NW Italian Alps

Received: 24 June 2005 / Accepted: 28 July 2005 / Published online: 7 S...

available at SciVerse ScienceDirect
nary Parasitology
www.elsevier.com/locate/vetpar

The role of wild carnivores in the maintenance of trichinellosis in the Tatras National Park, Slovakia

[1]Parasitological Institute of Slovak Academy of Sciences, Hlinkova 3, 040 01 Košice, Slovak Republic, E-mail: hurnik@saske.sk; [2]Research Centre of the Tatras National Park, 059 60 Tatranská Lomnica, Slovak Republic

Summary

A survey on trichinellosis in wild carnivores and their role in the transmission of parasite in the model territory of the Tatras National Park was conducted in years 2005 – 2006. Muscle samples of 102 wild predators representing 10 species belonging to families Canidae, Mustelidae and Ursidae were examined. The highest prevalence of *Trichinella britovi* was established among red foxes (19.7 %) and martens (37.5 %). The parasite was also detected in Euro-

increase of red fox population in recent years provides a potential for spread of *Trichinella* spp. in wildlife. Whereas recent data on trichinellosis in other carnivore species are lacking, we aimed to study the presence of parasite in those animal species, inhabiting the territory of protected areas of the Tatras National Park (TANAP).

Materials and Methods

Valoración individual de cada artículo

Clasificación disciplina de autores

Clasificación empleo de terminología

Clasificación de los artículos (disciplina de autores)

Unidisciplinares

- Veterinarios
- Biólogos
- Médicos
- Otros

n= 93

Multidisciplinares

- Veterinarios-Biólogos
- Veterinarios-Médicos
- Veterinarios-Biólogos-Médicos
- Biólogos-Médicos
- Veterinarios-Otros
- Biólogos-Otros

Análisis de los términos científicos empleados

VOSviewer

The Veterinary Journal 188 (2011) 24–33

Contents lists available at ScienceDirect

The Veterinary Journal

journal homepage: www.elsevier.com/locate/tvjl

ns of wild dog ecology on the sylvatic and domestic life cycle
a caninum in Australia

g[a,e], David J. Jenkins[b], John T. Ellis[c], Peter Fleming[d], Peter A. Windsor[a], Jan Šlapeta[a,*]

Science, University of Sydney, NSW 2006, Australia
Veterinary Science, Charles Sturt University, Wagga Wagga, NSW 2678, Australia
al and Molecular Biosciences, University of Technology, Sydney, NSW 2007, Australia
rch Unit, Industry & Investment NSW, Orange Agricultural Institute, NSW 2800, Australia
perative Research Centre, University of Canberra, Canberra, ACT 2601, Australia

NFO

10

ABSTRACT

Neospora caninum is transmitted either transplacentally or horizontally by ingestion of tissue cysts present in tissues or oocysts shed by dogs. Neosporosis is a significant disease, causing cattle abortion at 5–7 months of pregnancy. Infected cows may remain infective for life transmitting the infection in several consecutive or non-consecutive pregnancies. A great deal is known about the epidemiology of neosporosis, although only limited information is available on the main routes of horizontal transmission. In Australia, the presence of the dingo as the top-order predator suggests a potential sylvatic route of

ELSEVIER

Available online at www.sciencedirect.com

ScienceDirect

Veterinary Parasitology 153 (2008) 152–156

veterinary parasitology

www.elsevier.com/locate/vetpar

Short communication

Prevalence of antibodies against *Toxoplasma gondii* in roe deer from Spain

J.A. Gamarra[a], O. Cabezón[b], M. Pabón[b], M.C. Arnal[c], D.F. Luco[c], J.P. Dubey[d,*], C. Gortázar[a], S. Almeria[b,e]

[a] Instituto de Investigación en Recursos Cinegéticos IREC (CSIC-UCLM-JCCM), Ronda de Toledo s/n, 13071, Ciudad Real, Spain
[b] Parasitology and Parasitic Diseases, Veterinary School, Autonomous University of Barcelona, Barcelona, Spain
[c] SEDIFAS, Veterinary School, University of Zaragoza, Zaragoza, Spain
[d] Animal Parasitic Diseases Laboratory, Animal and Natural Resources Institute, Agricultural Research Service, United States Department of Agriculture, Beltsville, MD 20705, USA
[e] Research Centre in Animal Health (CReSA), Autonomous University of Barcelona, Barcelona, Spain

Received 10 August 2007; received in revised form 8 January 2008; accepted 11 January 2008

Abstract

Roe deer (*Capreolus capreolus*) is an important game animal in Spain. Sera from 278 roe deer from eight areas in mainland Spain were assayed for antibodies to *Toxoplasma gondii* by modified agglutination test (MAT). Titers of 1:25 or higher were found in 109 (39.2%) of 278 deer. No significant differences in antibody prevalence were found between sex or age categories. In contrast, significant differences in seroprevalence between locations were evident. Roe deer from the Northern coastal habitats (high humidity and roe deer density) had the highest prevalence, compared with low prevalence in Central Spain (arid areas and low roe deer density). There was a positive correlation between antibody prevalence and mean annual rainfall ($r_s = 0.85$, $n = 8$, $P < 0.01$). These findings have environmental and/or public health implications because venison can be an important meat source of *T. gondii*

DOI 10.2478/s11687-006-0050-9

HELMINTHOLOGIA, 44, 1: 18 – 20, JANUARY 2007

The role of wild carnivores in the maintenance of trichinellosis in th National Park, Slovakia

Z. HURNÍKOVÁ[1], B. CHOVANCOVÁ[2], D. BARTKOVÁ[1], P. DUBINSKÝ[1]

[1]Parasitological Institute of Slovak Academy of Sciences, Hlinkova 3, 040 01 Košice, Slovak Repul
hurnikz@saske.sk; [2]Research Centre of the Tatras National Park, 059 60 Tatranská Lomnica, Slova

Summary

A survey on trichinellosis in wild carnivores and their role in the transmission of parasite in the model territory of the Tatras National Park was conducted in years 2005 – 2006. Muscle samples of 102 wild predators representing 10 species belonging to families Canidae, Mustelidae and Ursidae were examined. The highest prevalence of *Trichinella britovi* was established among red foxes (19.7 %) and martens (37.5 %). The parasite was also detected in Euro-

increase of red fox population in recent y
potential for spread of *Trichinella* spp. in
reas recent data on trichinellosis in other ca
are lacking, we aimed to study the presenc
those animal species, inhabiting the territo
areas of the Tatras National Park (TANAP).

Materials and Methods

VOSviewer

Mapas bibliométricos que representan:

VOSviewer

Mapas bibliométricos que representan:

- **Relación entre términos científicos mediante clusters.**

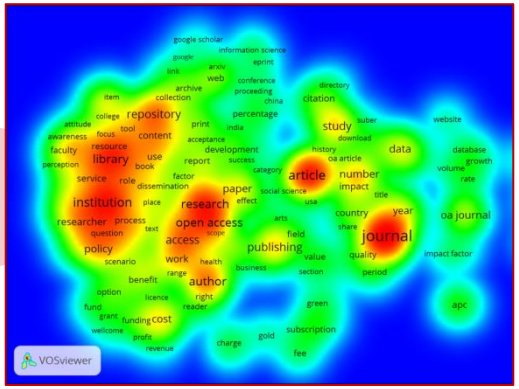

VOSviewer

Mapas bibliométricos que representan:

- Relación entre términos científicos mediante clusters.

- **Evolución temporal en el empleo de estos términos.**

VOSviewer

Mapas bibliométricos que representan:

- Relación entre términos científicos mediante clusters.

- Evolución temporal en el empleo de la terminología.

- **Relación de citas entre todos los conceptos.**

WEB OF SCIENCE™

Clasificación de los artículos (terminología)



The Veterinary Journal 188 (2011) 24–33

Contents lists available at ScienceDirect

The Veterinary Journal

journal homepage: www.elsevier.com/locate/tvj

Review

Implications of wild dog ecology on the sylvatic and domestic life cycle of *Neospora caninum* in Australia

Jessica S. King [a,e], David J. Jenkins [b], John T. Ellis [c], Peter Fleming [d], Peter A. Windsor [a], Jan Šlapeta [a,*]

ARTICLE INFO

Article history:
Accepted 2 March 2010

Keywords:
Neosporosis

ABSTRACT

Neospora caninum is transmitted either transplacentally or horizontally by ingestion of tissue cysts present in tissues or oocysts shed by dogs. Neosporosis is a significant disease, causing abortion at 5–7 months of pregnancy. Infected cows may remain infective for life transmitting the infection in several consecutive or non-consecutive pregnancies. A great deal is known about the epidemiology of neosporosis, although only limited information is available on the main routes of horizontal transmission. In Australia, the presence of the dingo as the top-order predator suggests a potential sylvatic route of

Parasitol Res (2005) 97: 431–435
DOI 10.1007/s00436-005-1481-9

ORIGINAL PAPER

Luigi Romanti · Alessandro Balestrieri
Lorenzo Domenis · Cristina Banchi · Tatiana Lo Valvo
Serena Robetto · Riccardo Orusa

Red fox (*Vulpes vulpes*) cannibalistic behaviour and the prevalence of *Trichinella britovi* in NW Italian Alps

Received: 24 June 2005 / Accepted: 5 July 2005 / Published online: 7 September 2005
© Springer-Verlag 2005

Abstract Food habits of the red fox (*Vulpes vulpes*) were studied in the Aosta Valley region (NW Italian Alps) and were related to the prevalence of *Trichinella* infection in the red fox itself and in two Mustelid species (the stone marten (*Martes foina*) and the badger (*Meles meles*)). The search of *Trichinella* by the automatic digestion of muscles samples led us to determine a prevalence of 3.5±1.2% in red foxes, 7.9±4.3% in stone martens and 1.9±1.8% in badgers, with no significant differences among the species. All larvae were identified as *Trichinella britovi*. The fox diet was studied through the analysis of both faeces ($n=180$) and the stomach contents of road-killed animals ($n=50$). Our results confirmed the opportunistic feeding behaviour of the red fox, which is able to use various trophic resources, both of animal and vegetal origin: e.g. wild and cultivated fruits ($F\%=47.1$; $I\%=67.3$), rodents ($F\%=22.8$; $I\%=64.8$) and carrion ($F\%=15.6$; $I\%=78.6$) formed the bulk of the fox's diet. The frequency of

Introduction

In the temperate regions of Eurasia, three *Trichinella* species have been recognised: *T. britovi*, involved in the parasitic sylvatic cycle; *T. spiralis*, found mainly in swine and horse meat; and *T. pseudospiralis*, recently isolated both in mammals and birds (Pozio 2001), even if the systematic of the genus is still debated (Bessonov 2001, 2002; Murrel et al. 2000).

The sylvatic cycle is supposed to involve mainly carnivores with cannibalistic and scavenger behaviour, the eating of carrion being considered the principal mechanism of nematode transmission (Campbell 1988). In Italy, researches focused on the red fox (*Vulpes vulpes*), which is actually considered the main or almost unique reservoir of the sylvatic cycle of the parasite (Pozio 1991; Rossi et al. 1992; Rossi and Balbo 1993).

While there are various researches about the distribution and prevalence of the nematode in different wild host-species (see, for example, Campbell 1983 and Pozio

ELSEVIER

Available online at www.sciencedirect.com
ScienceDirect
Veterinary Parasitology 153 (2008) 152–156
veterinary parasitology
www.elsevier.com/locate/vetpar

Short communication

Prevalence of antibodies against *Toxoplasma gondii* in roe deer from Spain

J.A. Gamarra [a], O. Cabezón [b], M. Pabón [b], M.C. Arnal [c], D.F. Luco [c], J.P. Dubey [d,*], C. Gortázar [a], S. Almeria [b,e]

[a] *Instituto de Investigación en Recursos Cinegéticos IREC (CSIC-UCLM-JCCM), Ronda de Toledo s/n, 13071, Ciudad Real, Spain*
[b] *Parasitology and Parasitic Diseases, Veterinary School, Autonomous University of Barcelona, Barcelona, Spain*
[c] *SEDIFAS, Veterinary School, University of Zaragoza, Zaragoza, Spain*
[d] *Animal Parasitic Diseases Laboratory, Animal and Natural Resources Institute, Agricultural Research Service, United States Department of Agriculture, Beltsville, MD 20705, USA*
[e] *Research Centre in Animal Health (CReSA), Autonomous University of Barcelona, Barcelona, Spain*

Received 10 August 2007; received in revised form 8 January 2008; accepted 11 January 2008

Abstract Roe deer (*Capreolus capreolus*) is an important game animal in Spain. Sera from 278 roe deer from eight areas in mainland Spain were assayed for antibodies to *Toxoplasma gondii* by modified agglutination test (MAT). Titers of 1:25 or higher were found in 109 (39.2%) of 278 deer. No significant differences in antibody prevalence were found between sex or age categories. In contrast, significant differences in seroprevalence between locations were evident. Roe deer from the Northern coastal habitats (high humidity and roe deer density) had the highest prevalence, compared with low prevalence in Central Spain (arid areas and low roe deer density). There was a positive correlation between antibody prevalence and mean annual rainfall ($r_s=0.85$, $n=8$, $P<0.01$). These findings have environmental and/or public health implications because venison can be an important meat source of *T. gondii*

Parasitol Res (2007) 100:687–693
DOI 10.1007/s00436-006-0320-y

ORIGINAL PAPER

Molecular epidemiology of Baltic countries: Lithuania

A. Malakauskas · V. Paulauskas · T. Järvis · P.
C. Eddi · C. M. O. Kapel

Received: 12 May 2006 / Accepted: 8 August 2006 / Published
© Springer-Verlag 2006

Abstract Meat of domestic pigs and wild boars is the significant source of acquired human trichinellosis in Lithuania, Latvia, and Estonia over the past two decades. However, there is very little known on the occurrence of *Trichinella* spp. in main wildlife reservoirs in transmission in domestic and sylvatic cycles in these countries. The present study demonstrated comparatively higher endemicity of *Trichinella* spp. in main wildlife reservoirs (28.9–42% in foxes (*Vulpes vulpes*) and raccoon dogs (*Nyctereutes procyonoides*) in all three countries

Ecosystem
Epidemiology
Meat
Infectious diseases
Thropic
Carnivorous
Scavenger
Cannibalism
Predation
Carcass
Risk factor
Host
Prevalence
Prey
Wildlife
Natural infection
Scavenger
Transmission
Pathogen
Parasite
Carrion
Disease
Ecology

Material y Métodos

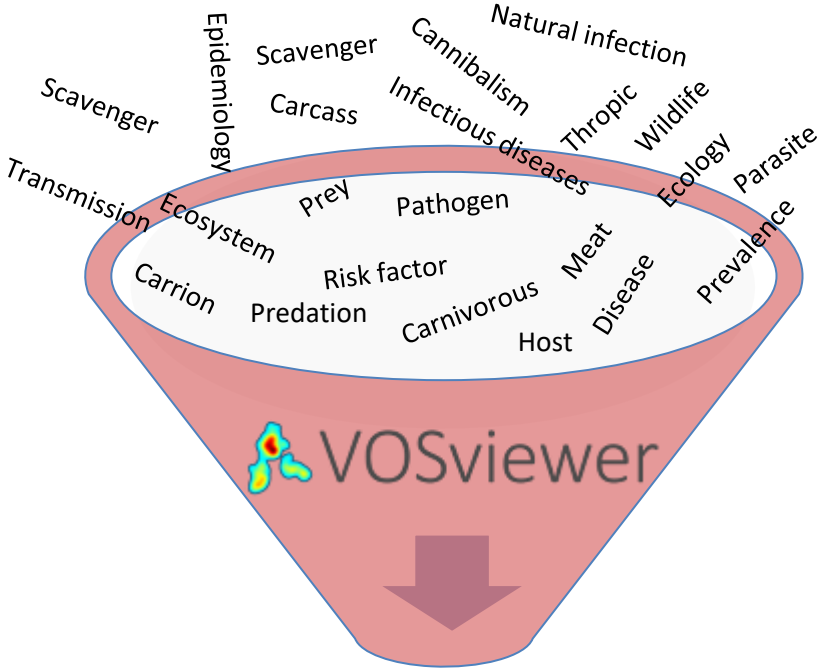

¿Cuál es el grado de interrelación entre términos ecológicos y epidemiológicos?

Material y Métodos

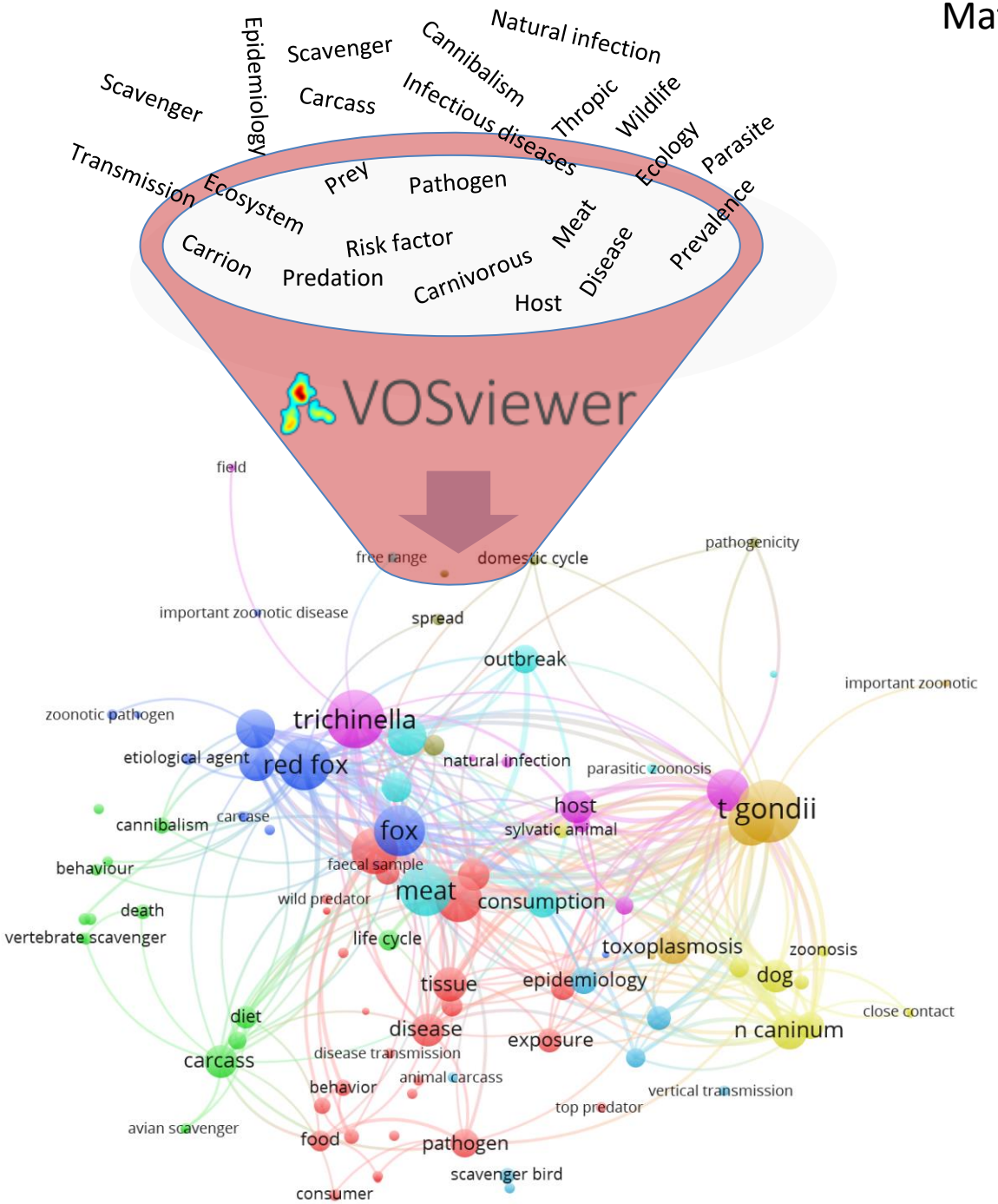

INTRODUCCIÓN

MATERIAL Y MÉTODOS

RESULTADOS

DISCUSIÓN

CONCLUSIONES

Evaluación disciplinas autores

Transmisión de patógenos por consumo de carne

Disciplinas de los autores en los artículos analizados

	Veterinarios	Biólogos	Médicos	Otros
Veterinarios	68			
	2			
Biólogos	14	1		
Médicos	4	1	1	
Otros	1	1	0	0

Evaluación disciplinas autores

Transmisión de patógenos por consumo de carne

Disciplinas de los autores en los artículos analizados

	Veterinarios	Biólogos	Médicos	Otros
Veterinarios	68			
	2			
Biólogos	14	1		
Médicos	4	1	1	
Otros	1	1	0	0

Evaluación disciplinas autores

Transmisión de patógenos por consumo de carne

Disciplinas de los autores en los artículos analizados

	Veterinarios	Biólogos	Médicos	Otros
Veterinarios	68			
	2			
Biólogos	14	1		
Médicos	4	1	1	
Otros	1	1	0	0

Evaluación disciplinas autores

Transmisión de patógenos por consumo de carne

Disciplinas de los autores en los artículos analizados

	Veterinarios	Biólogos	Médicos	Otros
Veterinarios	68			
	2			
Biólogos	14	1		
Médicos	4	1	1	
Otros	1	1	0	0

Evaluación disciplinas autores

Transmisión de patógenos por consumo de carne

Disciplinas de los autores en los artículos analizados

	Veterinarios	Biólogos	Médicos	Otros
Veterinarios	68			
	2			
Biólogos	14	1		
Médicos	4	1	1	
Otros	1	1	0	0

Evaluación disciplinas autores

Resultados

Unidisciplinares **75,3%**

Multidisciplinares **24,7%**

Evaluación disciplinas autores

Unidisciplinares **75,3%**

Multidisciplinares **24,7%**

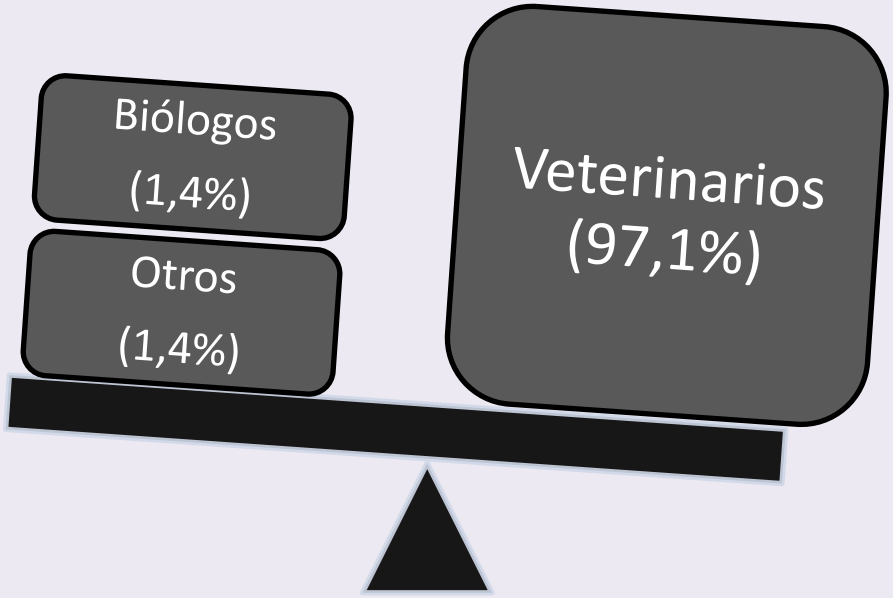

Evaluación disciplinas autores

Unidisciplinares **75,3%**

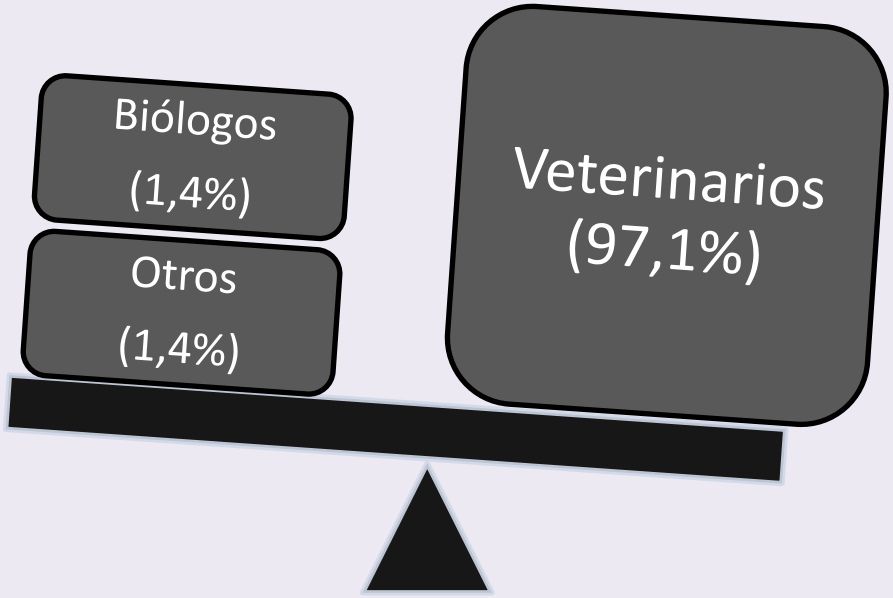

Multidisciplinares **24,7%**

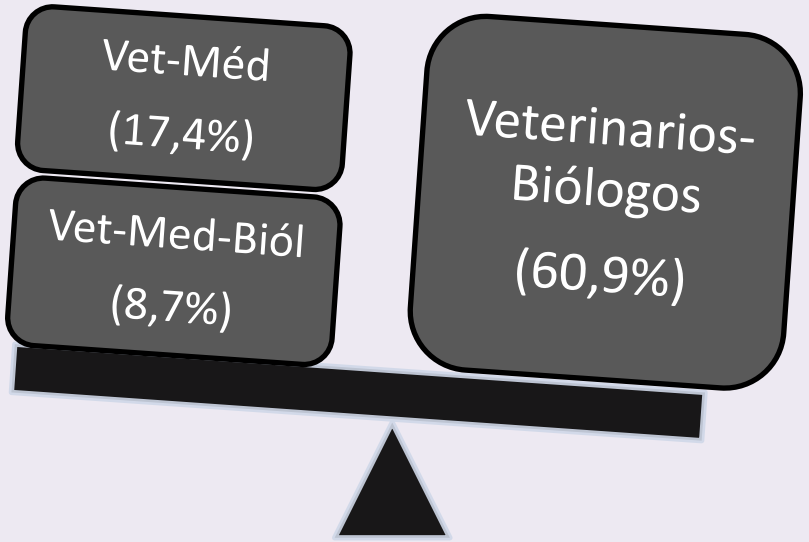

Evaluación disciplinas autores

Resultados

Transmisión de patógenos por consumo de carne

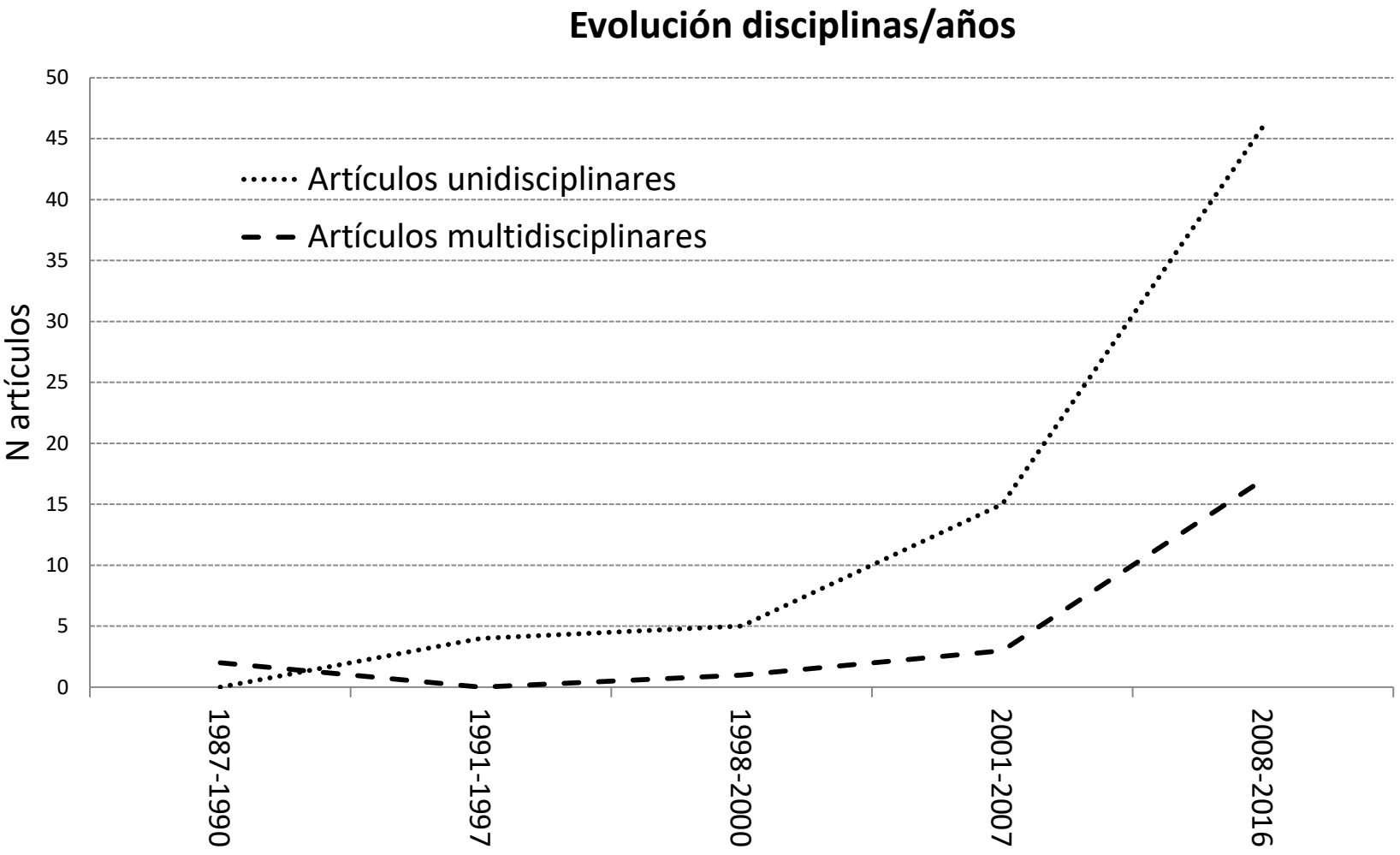

Evaluación disciplinas autores

Resultados

Transmisión de patógenos por consumo de carne

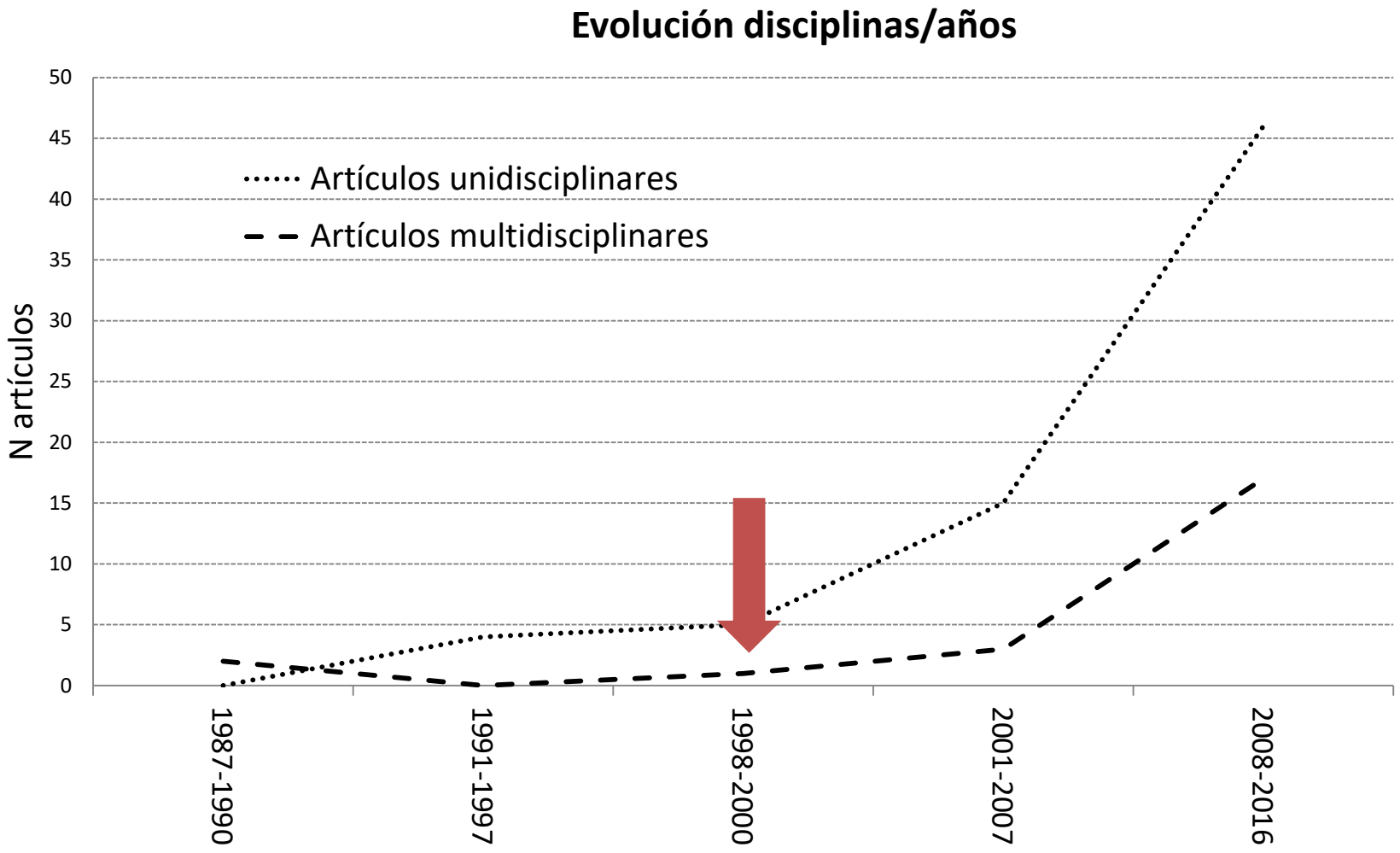

Evaluación disciplinas autores

Resultados

Transmisión de patógenos por consumo de carne

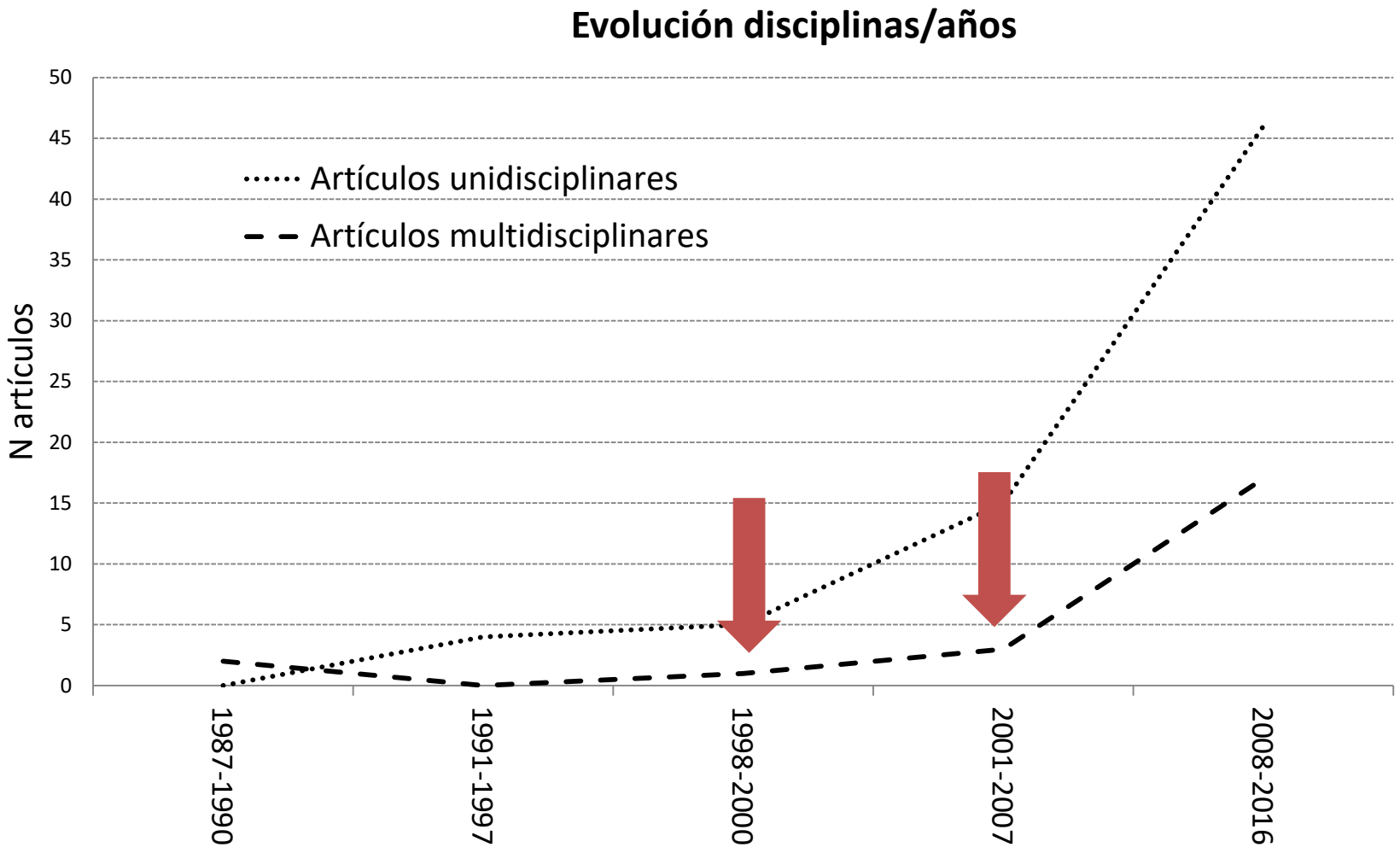

Evaluación terminología ecológica

Resultados

Transmisión de patógenos por consumo de carne

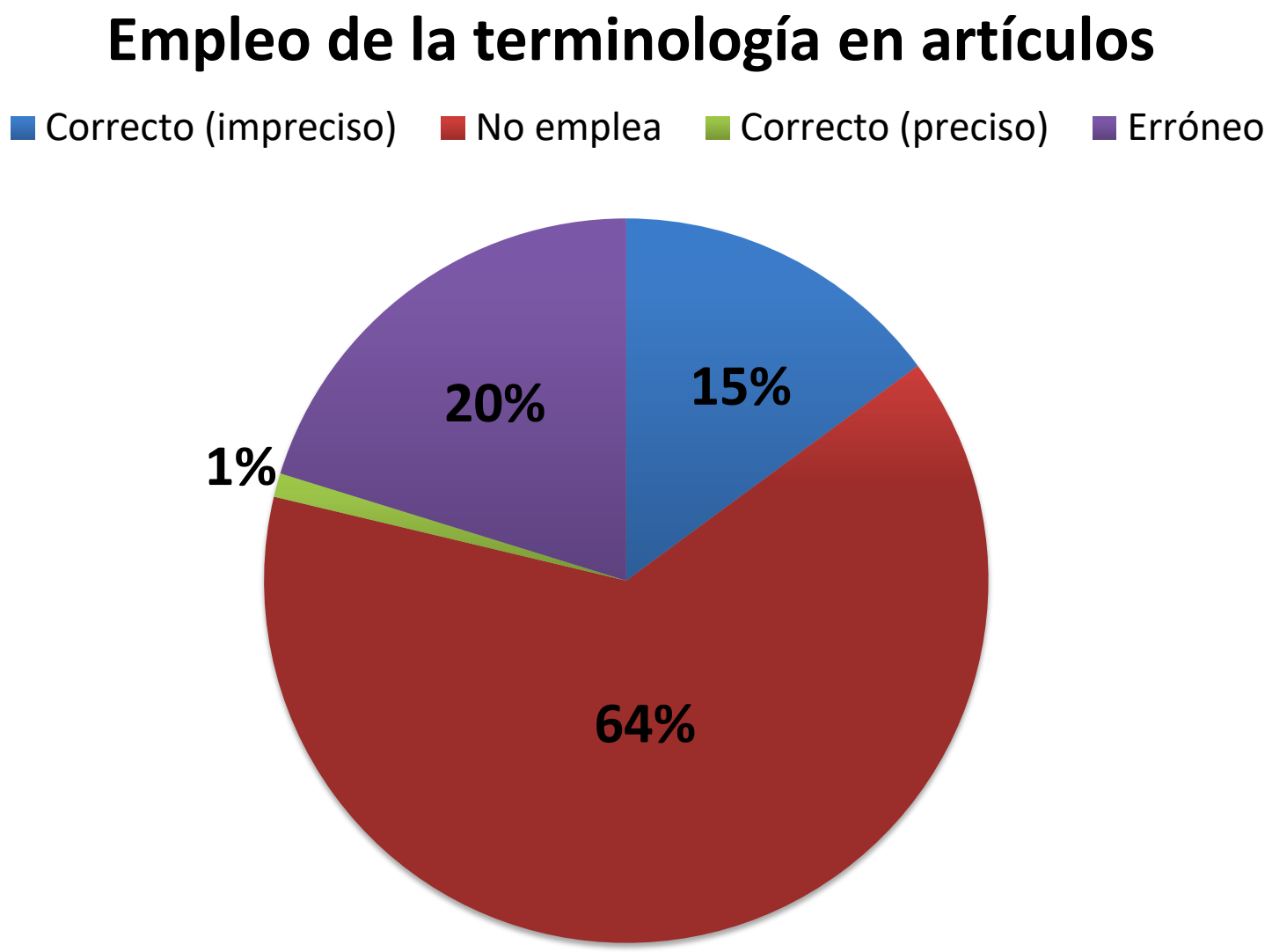

Evaluación terminología ecológica

Resultados

Unidisciplinares (75,3%) | **Multidisciplinares (24,7%)**

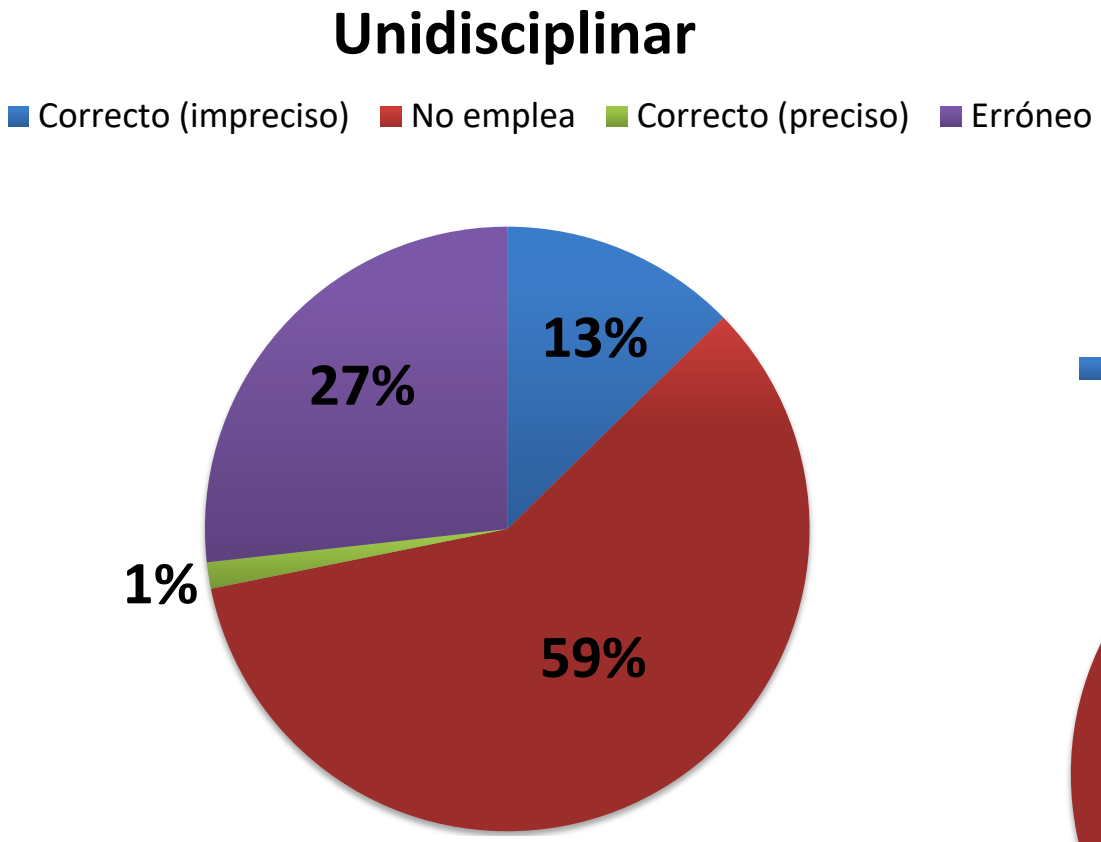

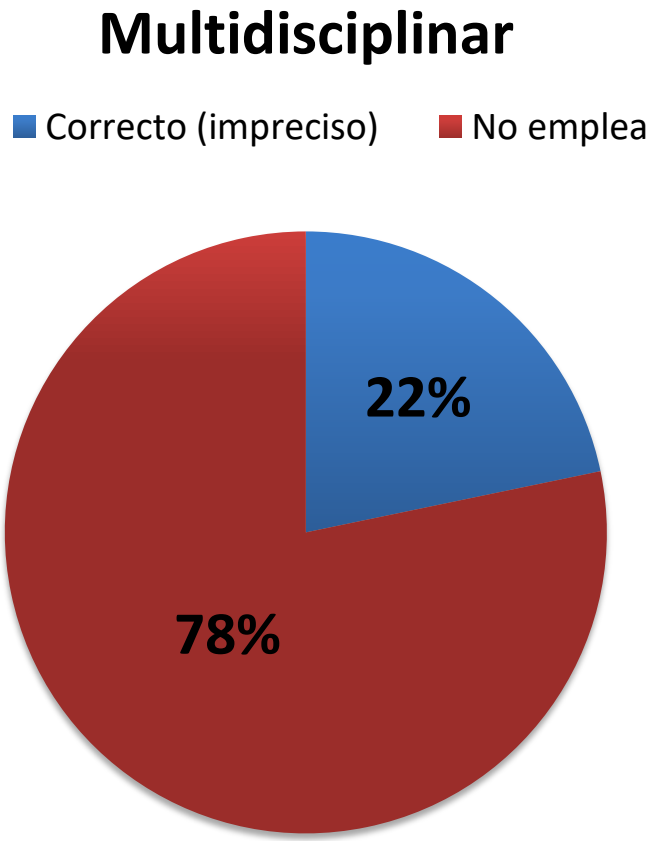

RELACIÓN ENTRE TÉRMINOS ECOLÓGICOS Y EPIDEMIOLÓGICOS

Resultados

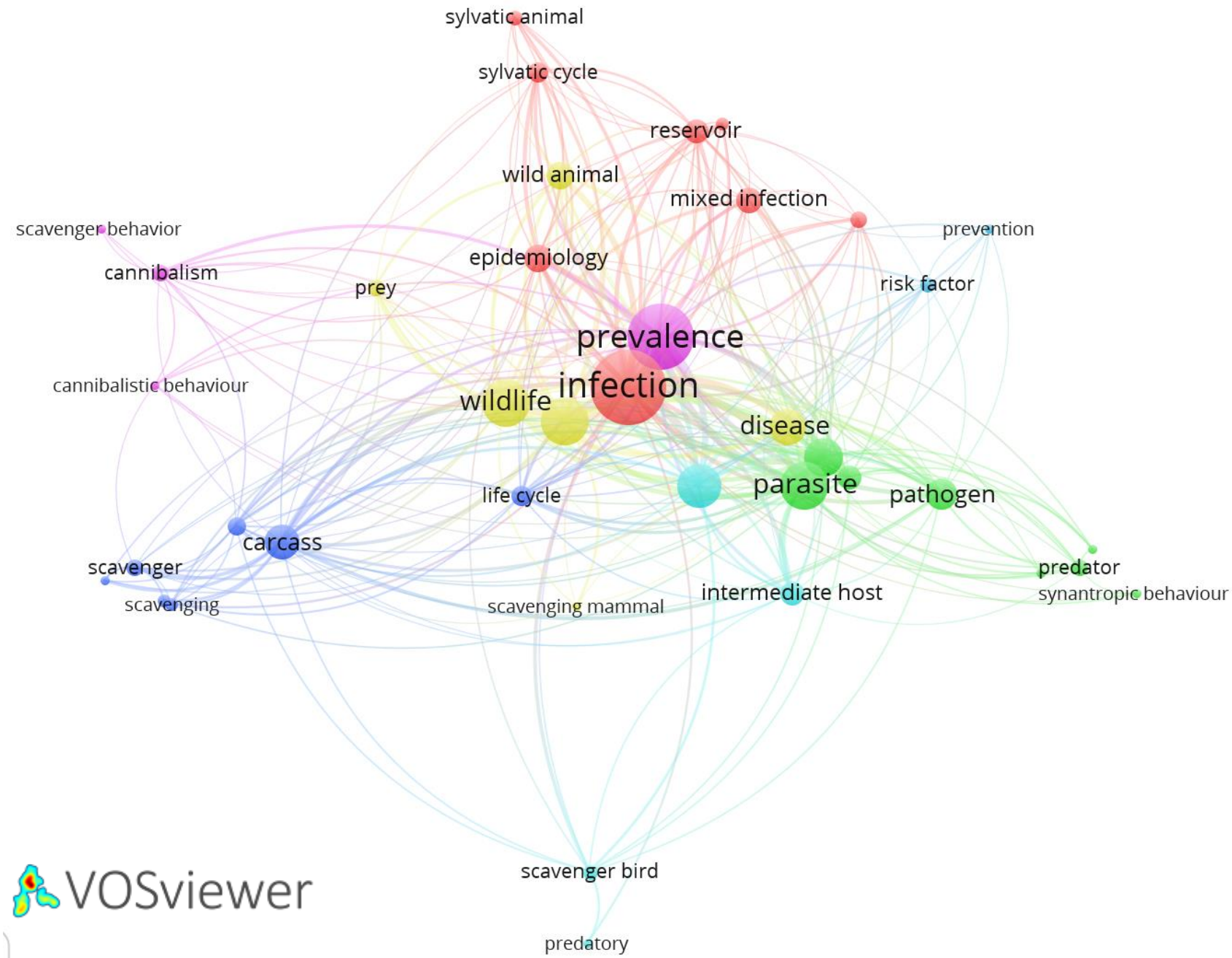

RELACIÓN ENTRE TÉRMINOS ECOLÓGICOS Y EPIDEMIOLÓGICOS

Resultados

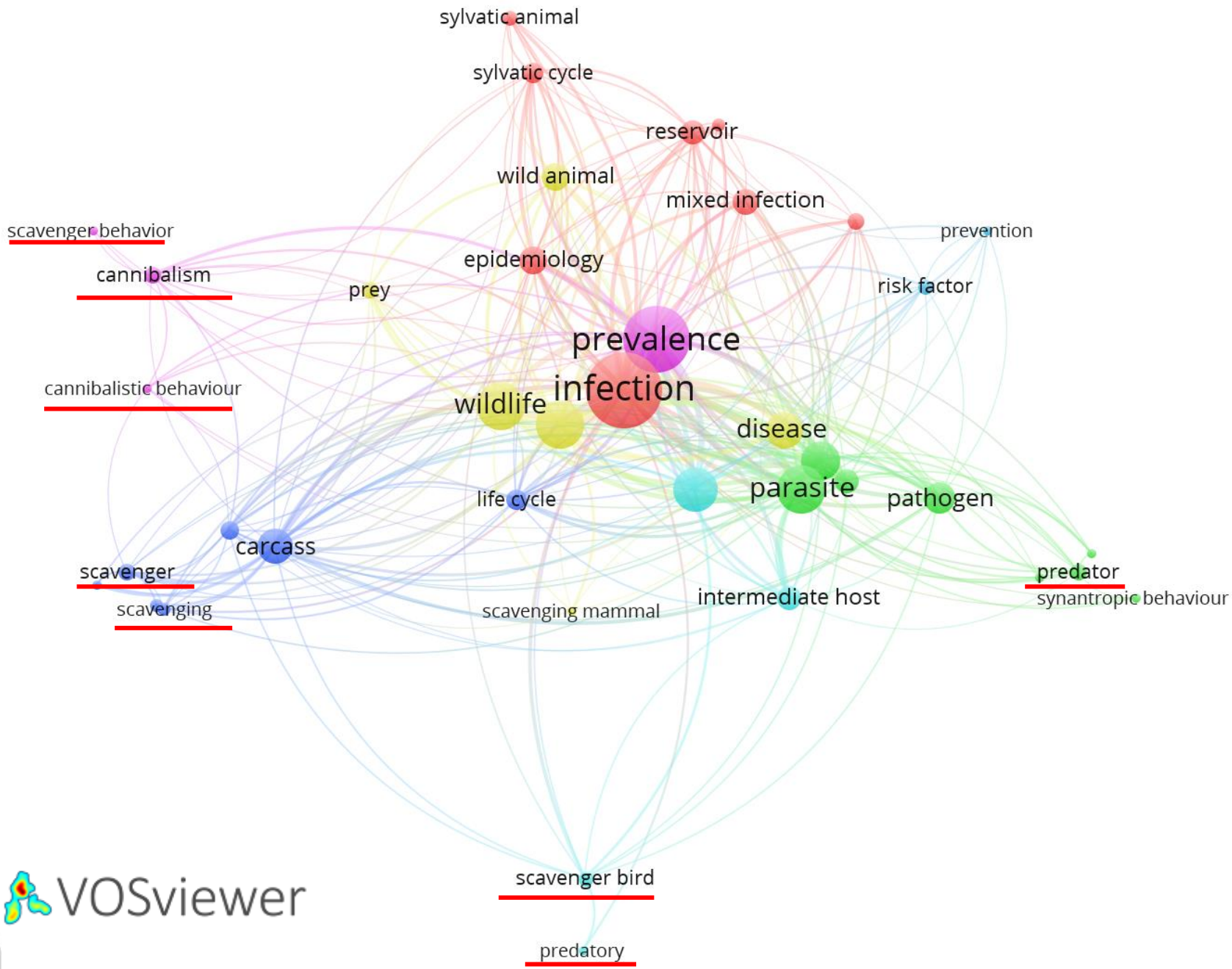

RELACIÓN ENTRE TÉRMINOS ECOLÓGICOS Y EPIDEMIOLÓGICOS (MAPA DE CALOR)

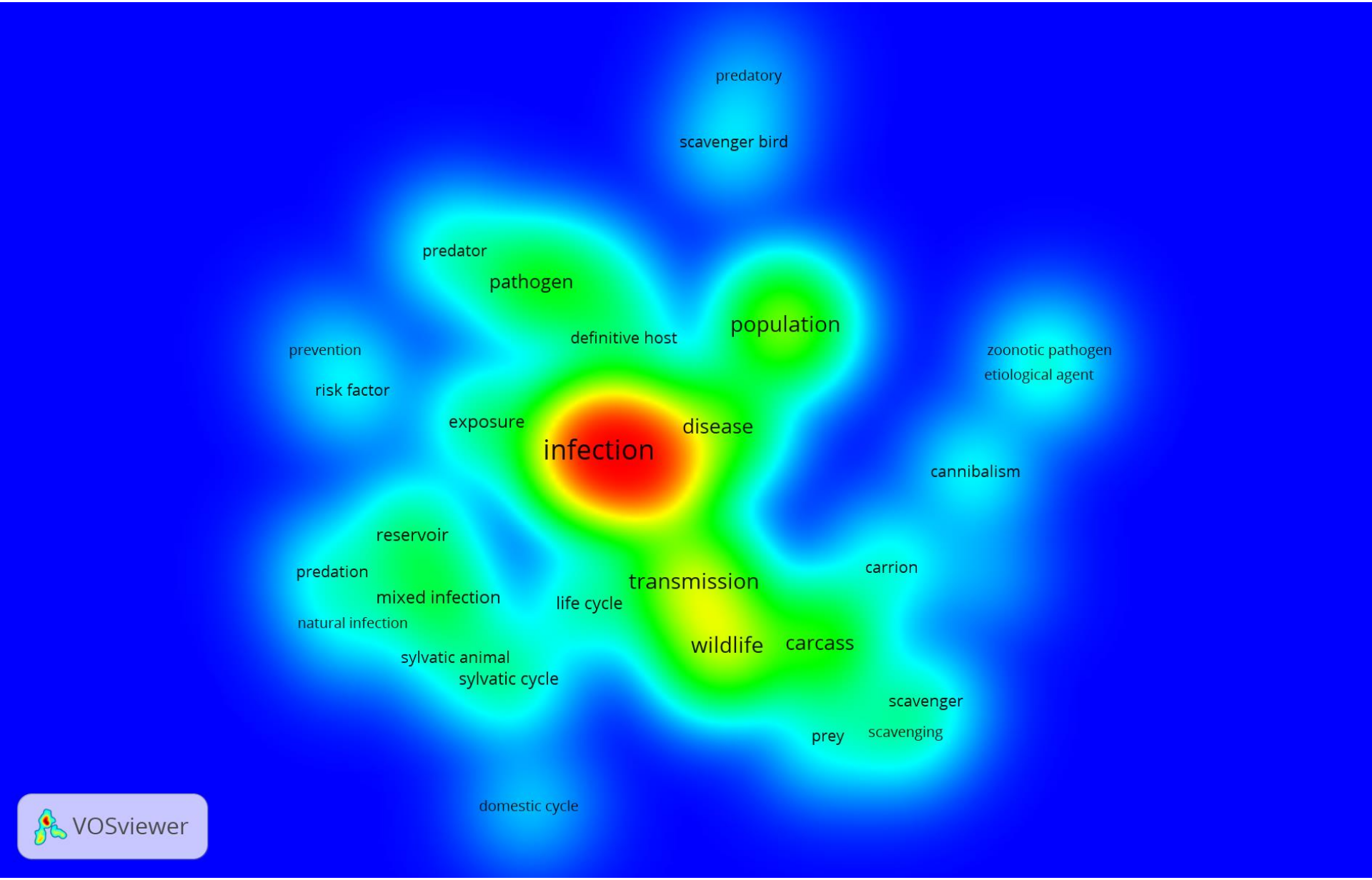

EMPLEO DE LOS TÉRMINOS EN RELACION AL AÑO DE PUBLICACIÓN

Resultados

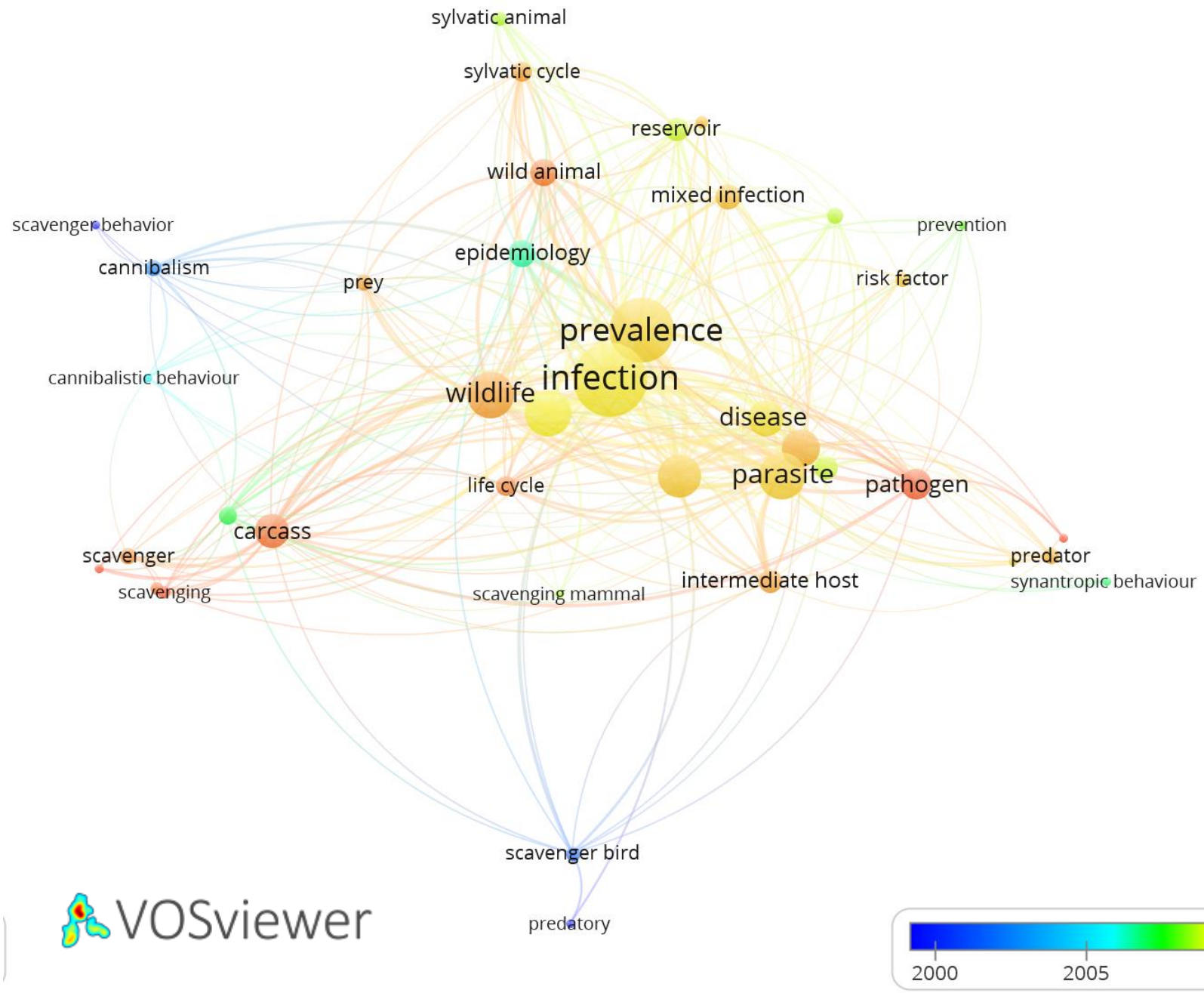

NÚMERO DE CITAS DE CADA TÉRMINO ECOLÓGICO Y EPIDEMIOLÓGICO

Resultados

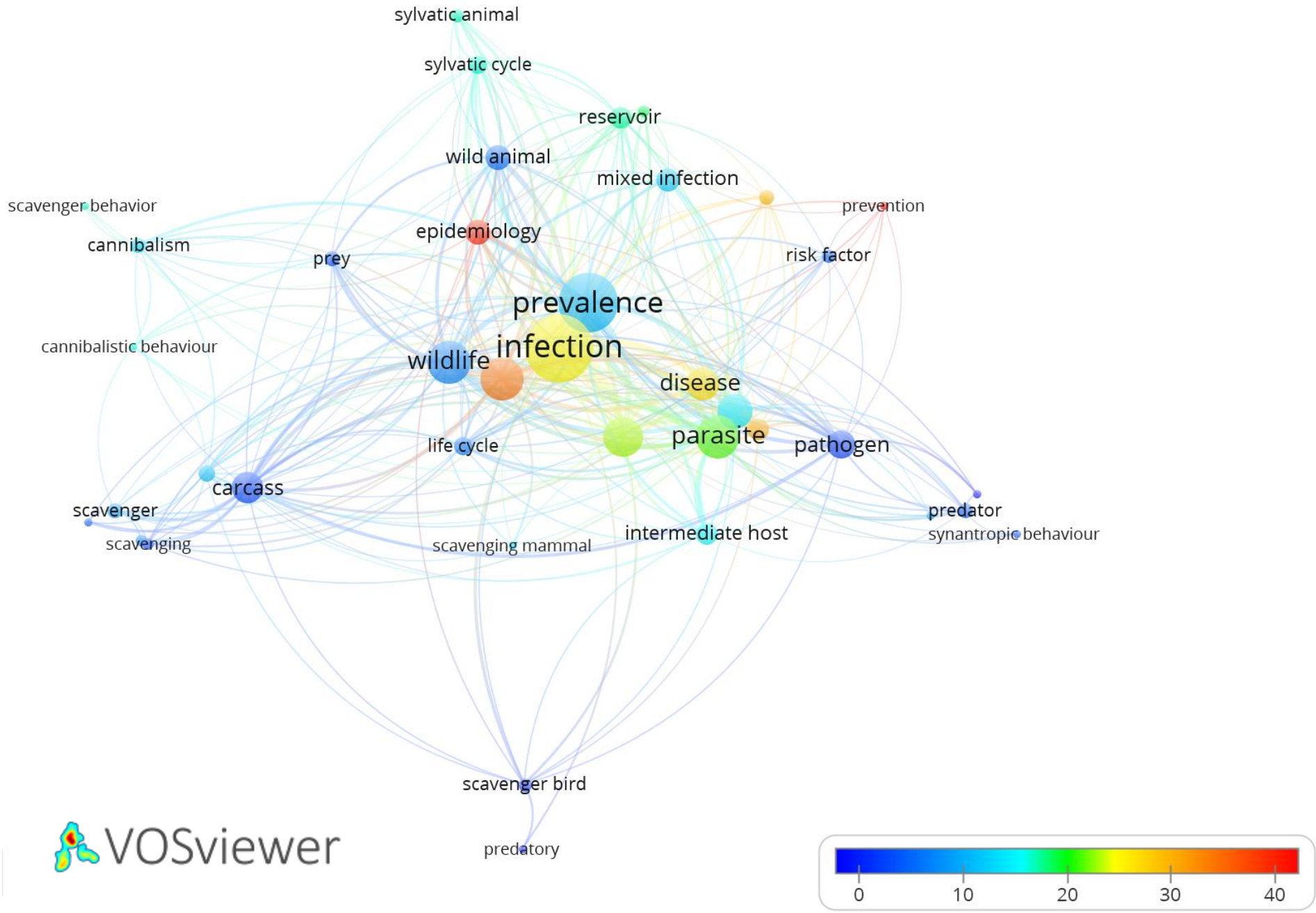

INTRODUCCIÓN

MATERIAL Y MÉTODOS

RESULTADOS

DISCUSIÓN

CONCLUSIONES

Falta colaboración entre equipos multidisciplinares

Falta colaboración entre equipos multidisciplinares

Multitud factores ecológicos y epidemiológicos

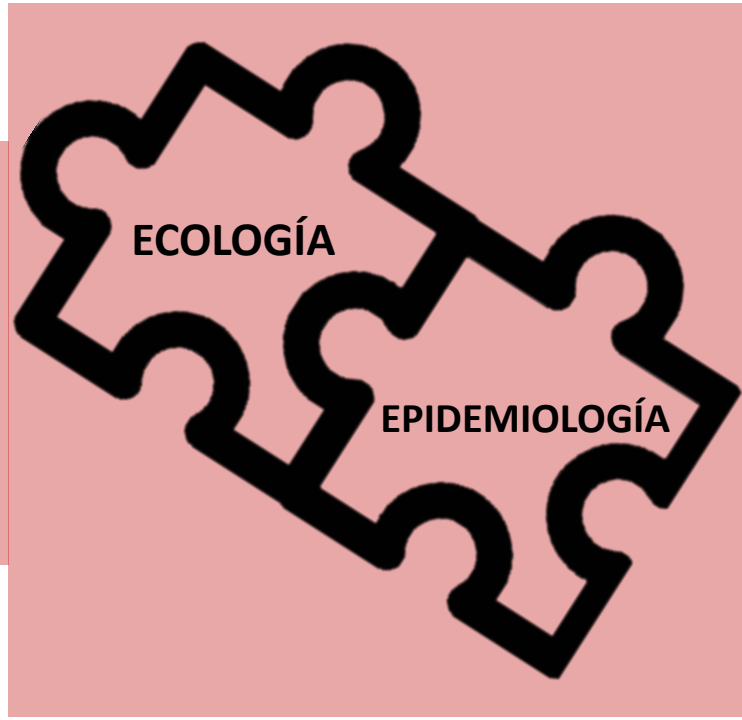

Falta colaboración entre equipos multidisciplinares

Multitud factores ecológicos y epidemiológicos

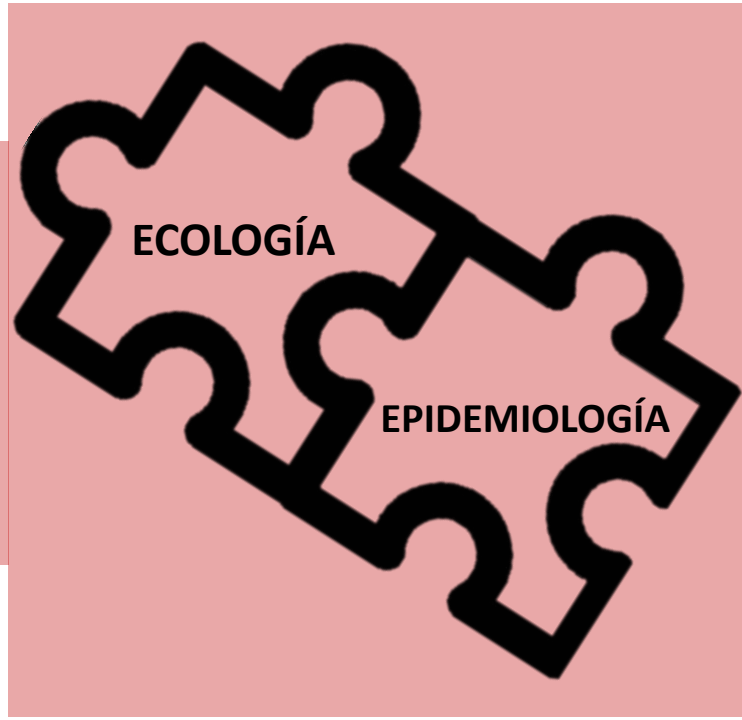

Falta conocimiento en áreas de estudio complejas

Falta colaboración entre equipos multidisciplinares

Multitud factores ecológicos y epidemiológicos

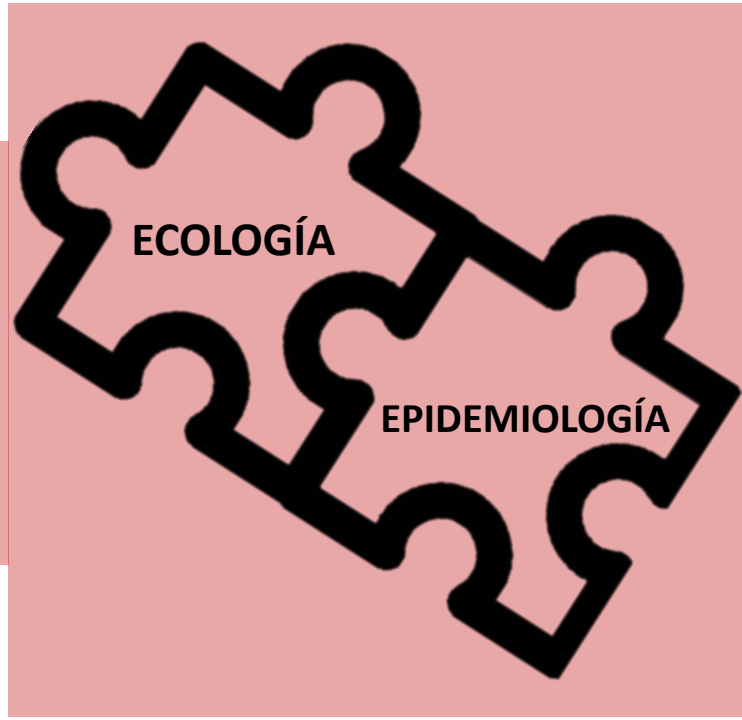

Falta conocimiento en áreas de estudio complejas

Terminología incorrecta/imprecisa

¿Cuáles son las ventajas de la colaboración interdisciplinar?

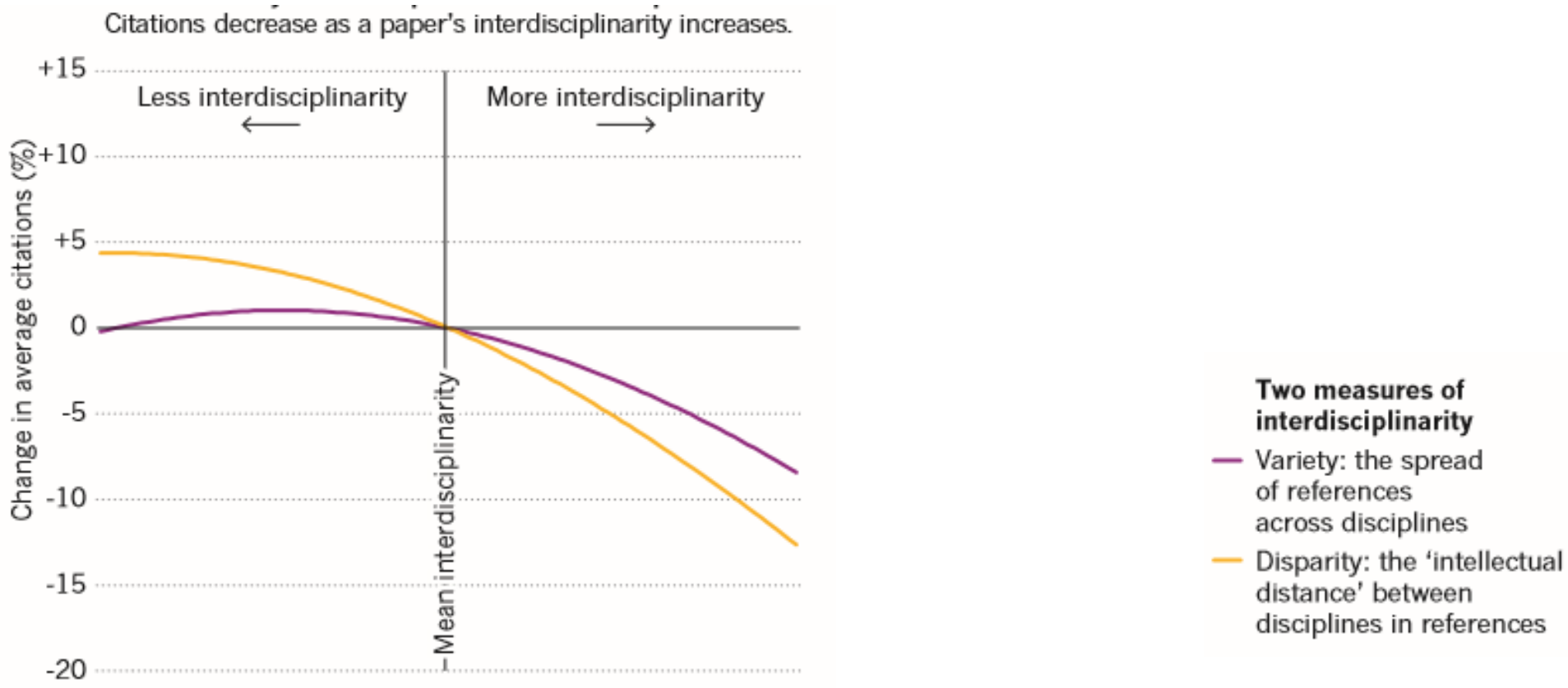

Van Noorden, 2015

¿Cuáles son las ventajas de la colaboración interdisciplinar?

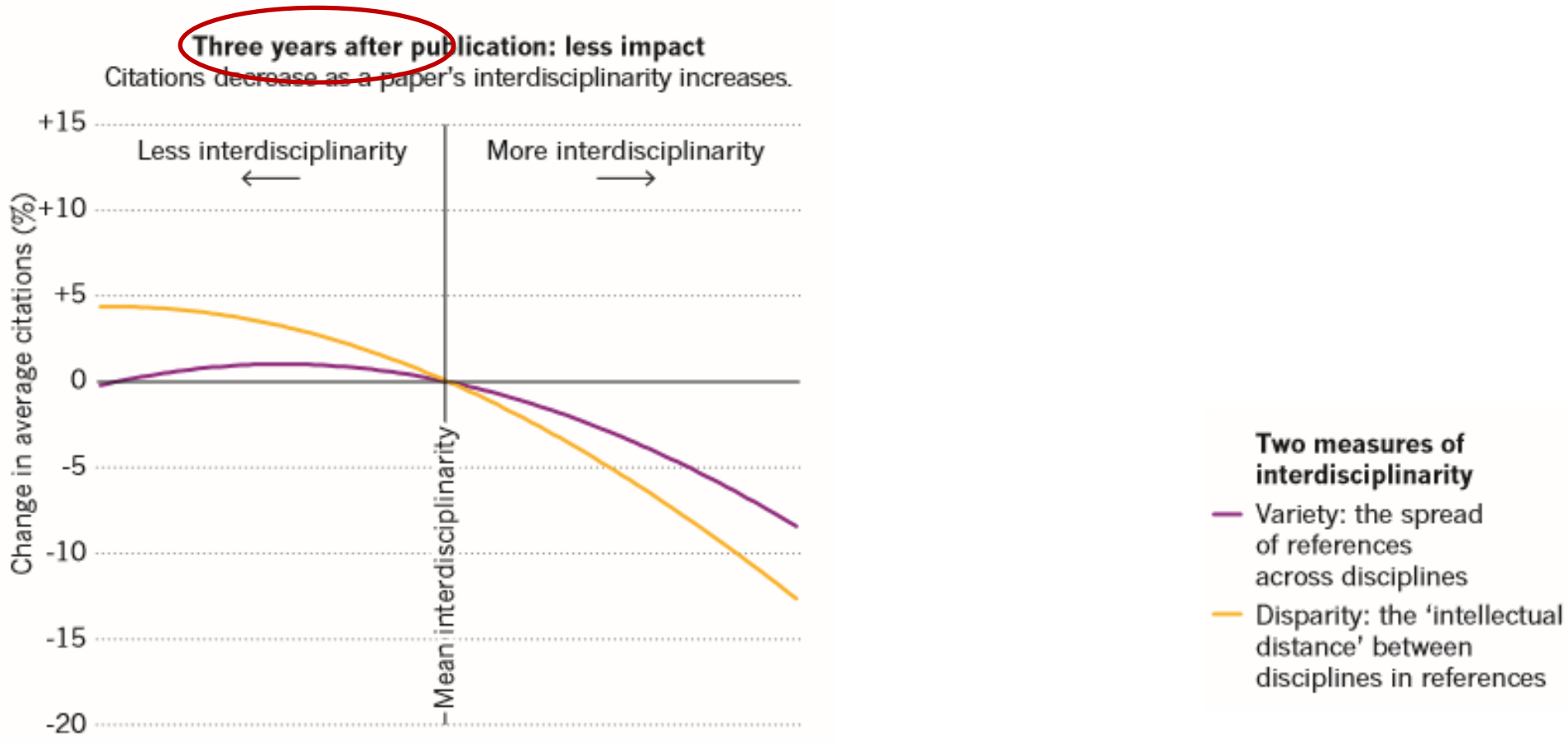

Van Noorden, 2015

¿Cuáles son las ventajas de la colaboración interdisciplinar?

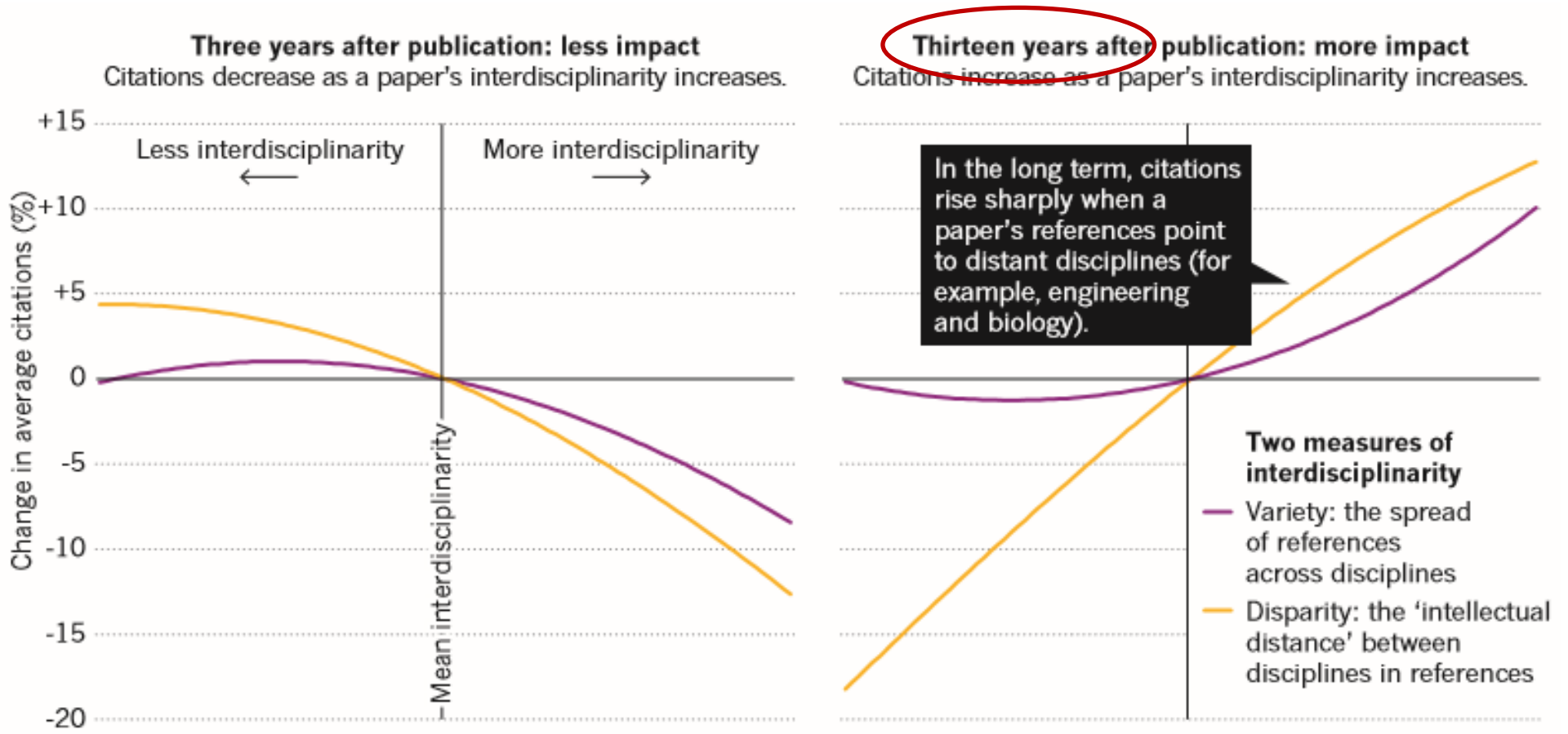

Van Noorden, 2015

INTRODUCCIÓN

MATERIAL Y MÉTODOS

RESULTADOS

DISCUSIÓN

CONCLUSIONES

1. Escasa colaboración multidisciplinar en estudios de transmisión de patógenos por consumo de carne en fauna silvestre.

2. En las publicaciones elaboradas por equipos unidisciplinares no se suelen usar términos ecológicos, y cuando se emplean es habitual que sean imprecisos o incluso erróneos.

3. Para mejorar el impacto de las publicaciones epidemiológicas en este campo, es necesario que exista una mayor colaboración multidisciplinar.

Muchas gracias Grazie mille Merci beaucoup